



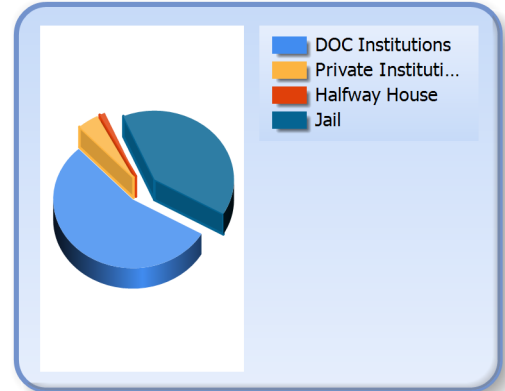
Inmate Profiles

February 15, 2024

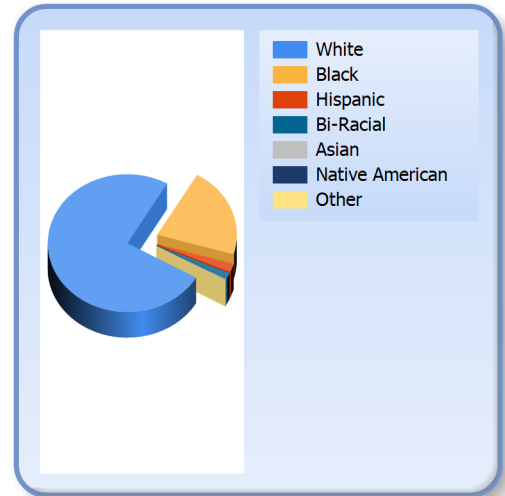
DEPARTMENT OF
CORRECTIONS

*Information
Technology*

Facility		
DOC Institutions	10530	55 %
Private Institutions	841	4 %
Halfway Houses	214	1 %
Jails	7640	40 %
Total	19225	



Race		
White	14416	75 %
Black	4092	21 %
Hispanic	378	2 %
Bi-Racial	258	1 %
Asian	45	0 %
Native American	16	0 %
Other	20	0 %





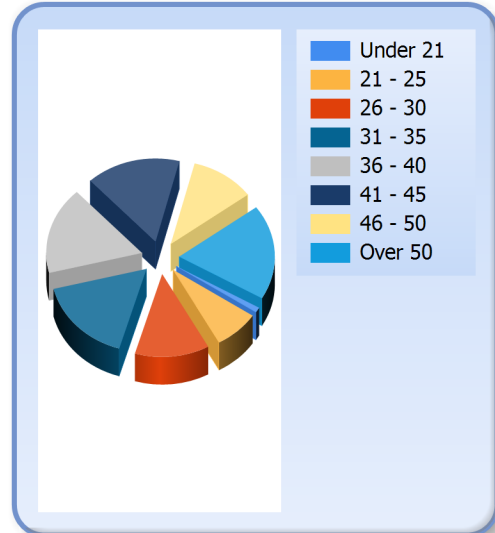
Inmate Profiles

February 15, 2024


DEPARTMENT OF
CORRECTIONS

*Information
Technology*

Age		
Under 21	193	1 %
21 - 25	1474	8 %
26 - 30	2423	13 %
31 - 35	3177	17 %
36 - 40	3259	17 %
41 - 45	3061	16 %
46 - 50	2090	11 %
Over 50	3548	18 %
Average	40	



Gender		
Male	17032	89 %
Female	2193	11 %



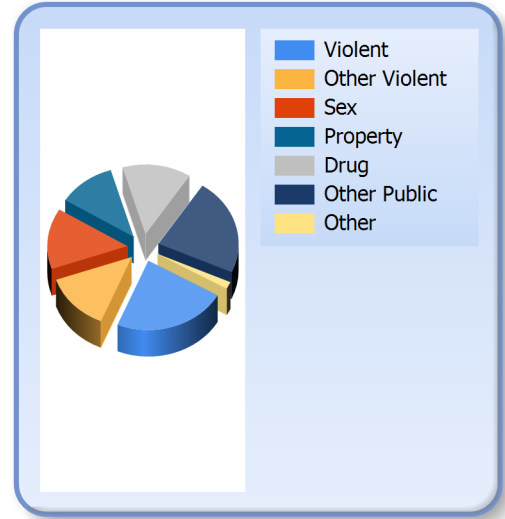


Inmate Profiles February 15, 2024

DEPARTMENT OF
CORRECTIONS

*Information
Technology*

Crime		
Violent	4414	23 %
Other Violent	2573	13 %
Sex	2720	14 %
Property	2226	12 %
Drug	2656	14 %
Other Public	4323	22 %
Other	313	2 %





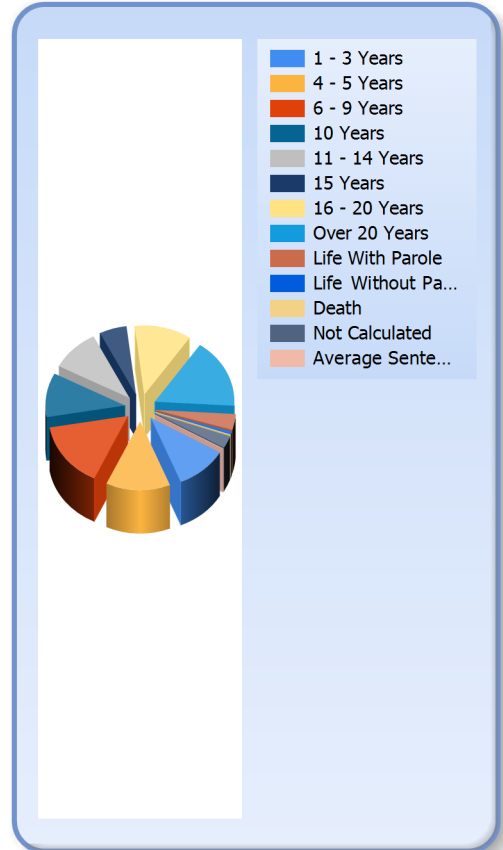
Inmate Profiles

February 15, 2024

DEPARTMENT OF
CORRECTIONS

*Information
Technology*

Sentence Length		
1 - 3 Years	2028	11 %
4 - 5 Years	2522	13 %
6 - 9 Years	2950	15 %
10 Years	1991	10 %
11 - 14 Years	1903	10 %
15 Years	1065	6 %
16 - 20 Years	2214	12 %
Over 20 Years	3141	16 %
Life With Parole	711	4 %
Life No Parole	127	1 %
Death	26	0 %
Not Calculated	547	3 %
Average Sentence	14	





Inmate Profiles

February 15, 2024

DEPARTMENT OF
CORRECTIONS

*Information
Technology*

Top 10 Counties of Conviction		
Jefferson	2264	12 %
Kenton	928	5 %
Fayette	911	5 %
Warren	760	4 %
Hardin	709	4 %
McCracken	545	3 %
Madison	465	2 %
Campbell	441	2 %
Daviess	438	2 %
Christian	340	2 %
Other	11424	59 %

