



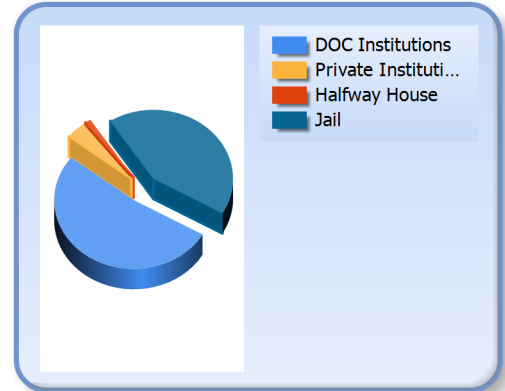
# Inmate Profiles

## September 15, 2023

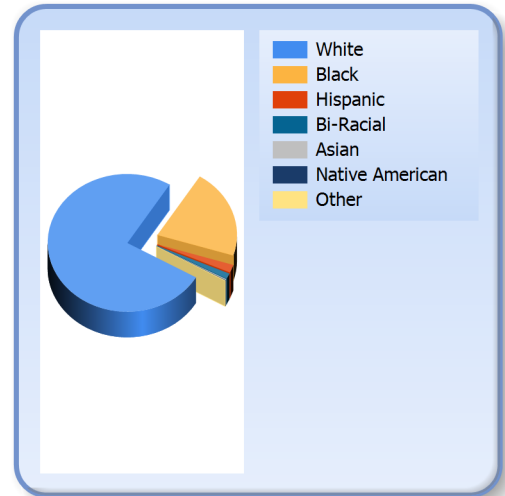
DEPARTMENT OF  
CORRECTIONS

*Information  
Technology*

Facility		
DOC Institutions	10293	52 %
Private Institutions	804	4 %
Halfway Houses	232	1 %
Jails	8369	42 %
<b>Total</b>	<b>19698</b>	



Race		
White	14890	76 %
Black	4116	21 %
Hispanic	361	2 %
Bi-Racial	255	1 %
Asian	37	0 %
Native American	19	0 %
Other	20	0 %





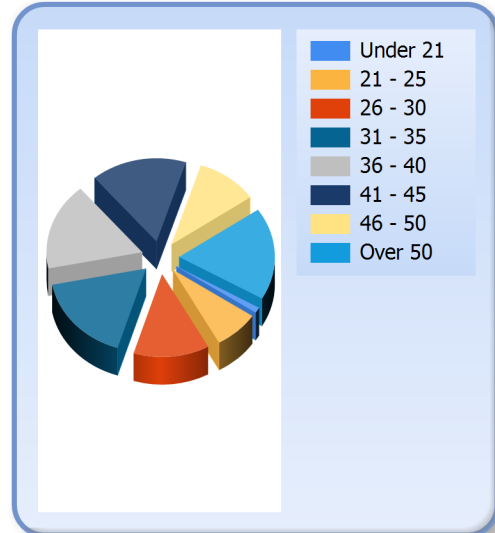
# Inmate Profiles

## September 15, 2023


DEPARTMENT OF  
CORRECTIONS

*Information  
Technology*

Age		
Under 21	212	1 %
21 - 25	1493	8 %
26 - 30	2527	13 %
31 - 35	3360	17 %
36 - 40	3341	17 %
41 - 45	3176	16 %
46 - 50	2054	10 %
Over 50	3535	18 %
Average	40	



Gender		
Male	17386	88 %
Female	2312	12 %



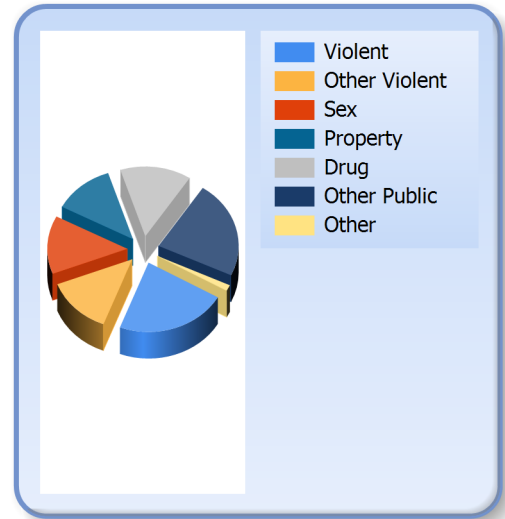


# Inmate Profiles September 15, 2023

DEPARTMENT OF  
CORRECTIONS

*Information  
Technology*

Crime		
<b>Violent</b>	<b>4432</b>	<b>22 %</b>
<b>Other Violent</b>	<b>2623</b>	<b>13 %</b>
<b>Sex</b>	<b>2670</b>	<b>14 %</b>
<b>Property</b>	<b>2418</b>	<b>12 %</b>
<b>Drug</b>	<b>2819</b>	<b>14 %</b>
<b>Other Public</b>	<b>4465</b>	<b>23 %</b>
<b>Other</b>	<b>271</b>	<b>1 %</b>





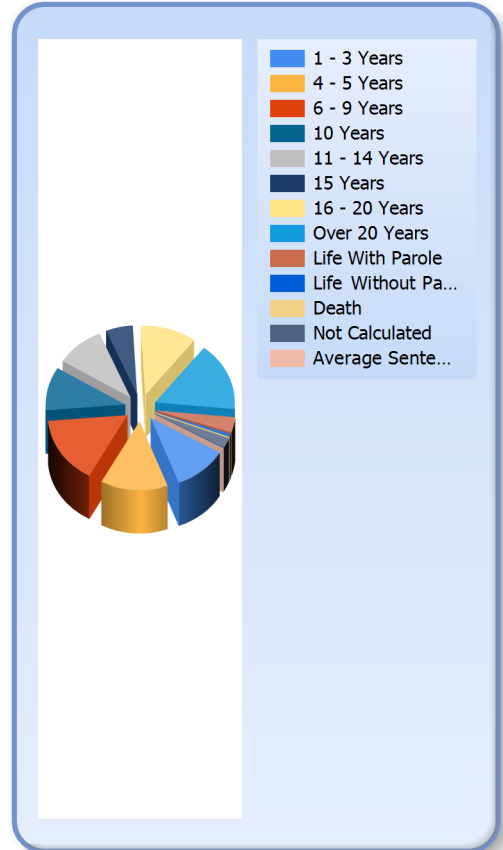
# Inmate Profiles

## September 15, 2023

DEPARTMENT OF  
CORRECTIONS

*Information  
Technology*

Sentence Length		
1 - 3 Years	2152	11 %
4 - 5 Years	2702	14 %
6 - 9 Years	3097	16 %
10 Years	2005	10 %
11 - 14 Years	1942	10 %
15 Years	1076	5 %
16 - 20 Years	2238	11 %
Over 20 Years	3165	16 %
Life With Parole	707	4 %
Life No Parole	126	1 %
Death	26	0 %
Not Calculated	462	2 %
Average Sentence	14	





# Inmate Profiles September 15, 2023

DEPARTMENT OF  
CORRECTIONS

*Information  
Technology*

Top 10 Counties of Conviction		
Jefferson	2356	12 %
Kenton	960	5 %
Fayette	929	5 %
Hardin	762	4 %
Warren	740	4 %
McCracken	587	3 %
Campbell	455	2 %
Daviess	440	2 %
Madison	416	2 %
Boone	359	2 %
Other	11694	59 %

