

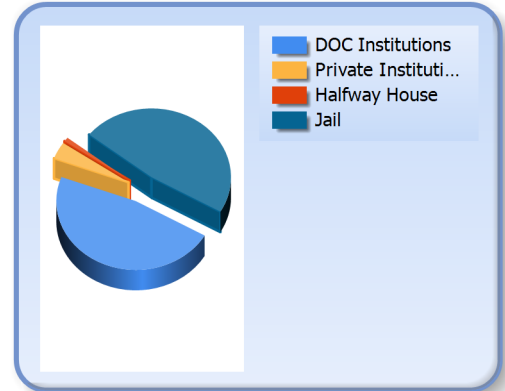


Inmate Profiles September 15, 2022

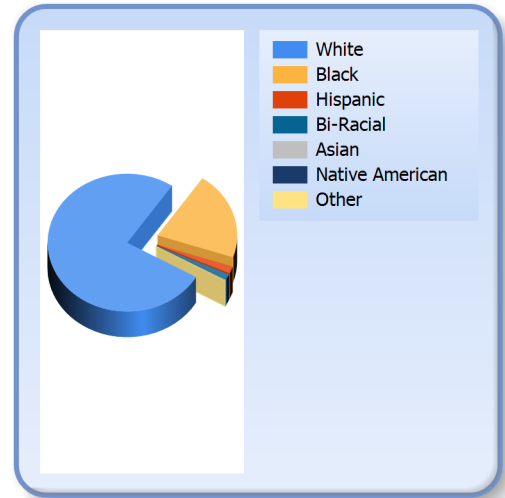
DEPARTMENT OF
CORRECTIONS

*Information
Technology*

Facility		
DOC Institutions	9334	47 %
Private Institutions	782	4 %
Halfway Houses	195	1 %
Jails	9401	48 %
Total	19712	



Race		
White	15017	76 %
Black	4066	21 %
Hispanic	333	2 %
Bi-Racial	242	1 %
Asian	27	0 %
Native American	11	0 %
Other	16	0 %





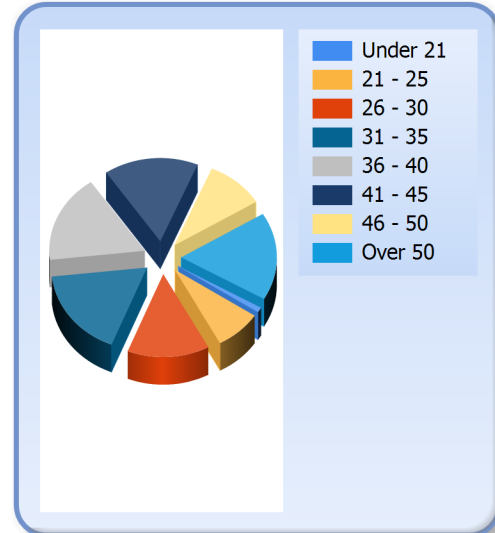
Inmate Profiles

September 15, 2022

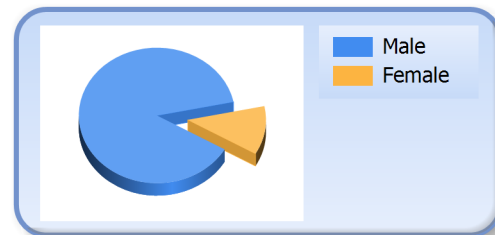
DEPARTMENT OF
CORRECTIONS

*Information
Technology*

Age		
Under 21	195	1 %
21 - 25	1549	8 %
26 - 30	2736	14 %
31 - 35	3392	17 %
36 - 40	3391	17 %
41 - 45	3131	16 %
46 - 50	1951	10 %
Over 50	3367	17 %
Average	39	



Gender		
Male	17430	88 %
Female	2282	12 %



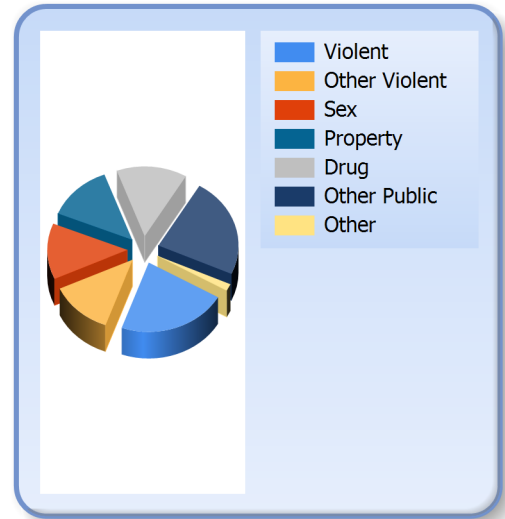


Inmate Profiles September 15, 2022

DEPARTMENT OF
CORRECTIONS

*Information
Technology*

Crime		
Violent	4367	22 %
Other Violent	2497	13 %
Sex	2565	13 %
Property	2602	13 %
Drug	2793	14 %
Other Public	4566	23 %
Other	319	2 %





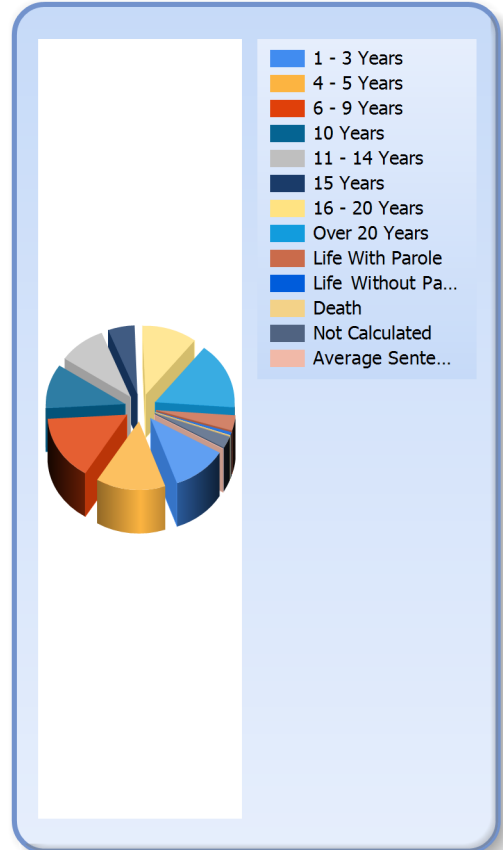
Inmate Profiles

September 15, 2022

DEPARTMENT OF
CORRECTIONS

*Information
Technology*

Sentence Length		
1 - 3 Years	2224	11 %
4 - 5 Years	2801	14 %
6 - 9 Years	3005	15 %
10 Years	2051	10 %
11 - 14 Years	1897	10 %
15 Years	1062	5 %
16 - 20 Years	2193	11 %
Over 20 Years	3083	16 %
Life With Parole	709	4 %
Life No Parole	123	1 %
Death	26	0 %
Not Calculated	538	3 %
Average Sentence	14	





Inmate Profiles September 15, 2022

DEPARTMENT OF
CORRECTIONS

*Information
Technology*

Top 10 Counties of Conviction		
Jefferson	2411	12 %
Kenton	953	5 %
Fayette	899	5 %
Hardin	811	4 %
Warren	659	3 %
McCracken	647	3 %
Campbell	462	2 %
Daviess	436	2 %
Madison	405	2 %
Christian	391	2 %
Other	11638	59 %

