



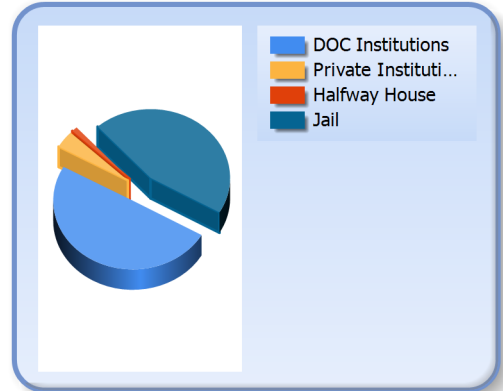
# Inmate Profiles

## May 15, 2023

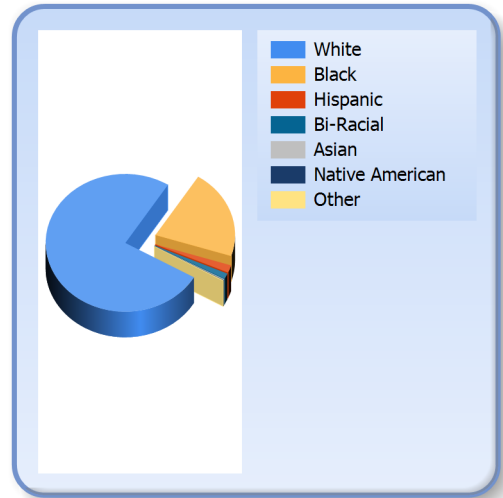
DEPARTMENT OF  
CORRECTIONS

*Information  
Technology*

Facility		
DOC Institutions	9773	50 %
Private Institutions	791	4 %
Halfway Houses	230	1 %
Jails	8814	45 %
<b>Total</b>	<b>19608</b>	



Race		
White	14839	76 %
Black	4100	21 %
Hispanic	340	2 %
Bi-Racial	253	1 %
Asian	35	0 %
Native American	16	0 %
Other	25	0 %





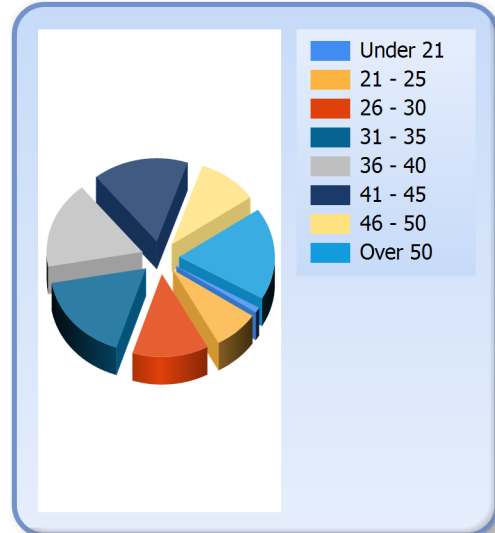
# Inmate Profiles

## May 15, 2023


DEPARTMENT OF  
CORRECTIONS

*Information  
Technology*

Age		
Under 21	205	1 %
21 - 25	1513	8 %
26 - 30	2528	13 %
31 - 35	3372	17 %
36 - 40	3317	17 %
41 - 45	3157	16 %
46 - 50	1997	10 %
Over 50	3519	18 %
Average	40	



Gender		
Male	17308	88 %
Female	2300	12 %





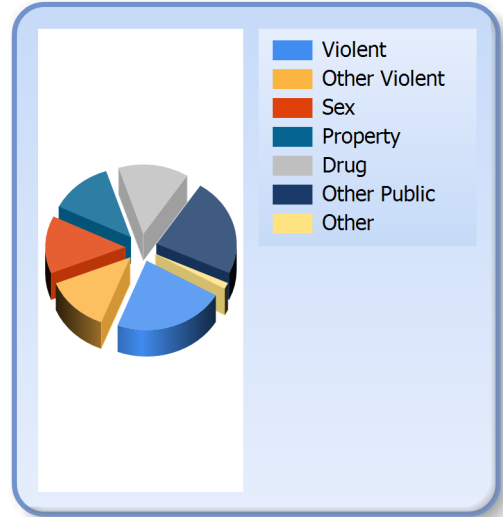
# Inmate Profiles

## May 15, 2023

DEPARTMENT OF  
CORRECTIONS

*Information  
Technology*

Crime		
<b>Violent</b>	<b>4423</b>	<b>23 %</b>
<b>Other Violent</b>	<b>2549</b>	<b>13 %</b>
<b>Sex</b>	<b>2624</b>	<b>13 %</b>
<b>Property</b>	<b>2500</b>	<b>13 %</b>
<b>Drug</b>	<b>2778</b>	<b>14 %</b>
<b>Other Public</b>	<b>4453</b>	<b>23 %</b>
<b>Other</b>	<b>281</b>	<b>1 %</b>





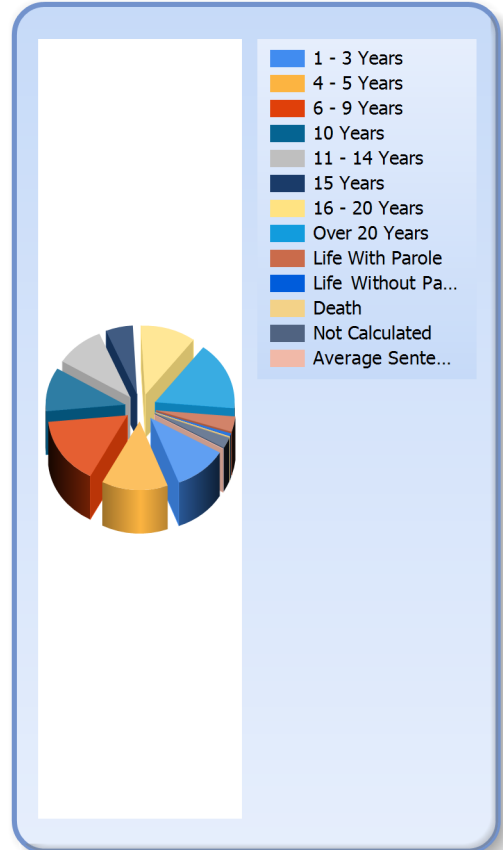
# Inmate Profiles

## May 15, 2023

DEPARTMENT OF  
CORRECTIONS

*Information  
Technology*

Sentence Length		
1 - 3 Years	2141	11 %
4 - 5 Years	2652	14 %
6 - 9 Years	3082	16 %
10 Years	2017	10 %
11 - 14 Years	1945	10 %
15 Years	1078	5 %
16 - 20 Years	2196	11 %
Over 20 Years	3153	16 %
Life With Parole	706	4 %
Life No Parole	126	1 %
Death	26	0 %
Not Calculated	486	2 %
Average Sentence	14	





# Inmate Profiles

## May 15, 2023

DEPARTMENT OF  
CORRECTIONS

*Information  
Technology*

Top 10 Counties of Conviction		
Jefferson	2358	12 %
Kenton	973	5 %
Fayette	928	5 %
Hardin	772	4 %
Warren	722	4 %
McCracken	609	3 %
Daviess	432	2 %
Campbell	427	2 %
Madison	400	2 %
Christian	381	2 %
Other	11606	59 %

