



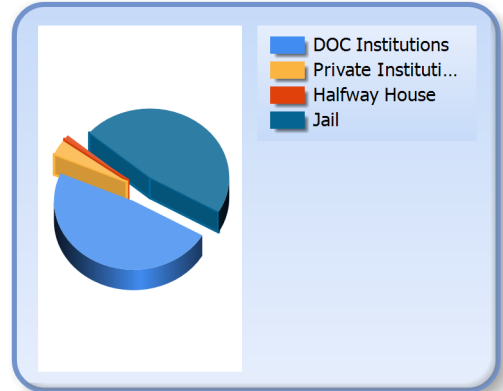
Inmate Profiles

May 15, 2022

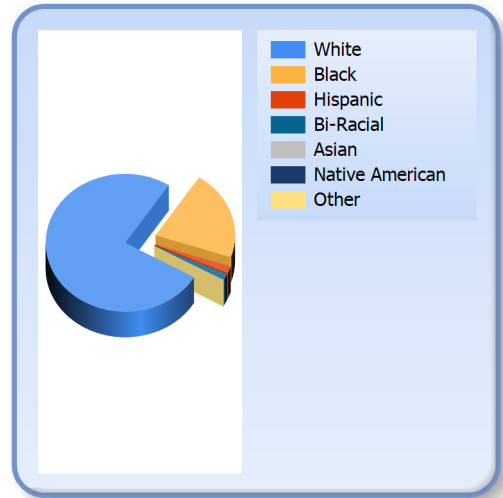
DEPARTMENT OF
CORRECTIONS

*Information
Technology*

Facility		
DOC Institutions	9251	48 %
Private Institutions	691	4 %
Halfway Houses	211	1 %
Jails	9032	47 %
Total	19185	



Race		
White	14557	76 %
Black	4018	21 %
Hispanic	314	2 %
Bi-Racial	236	1 %
Asian	31	0 %
Native American	15	0 %
Other	14	0 %





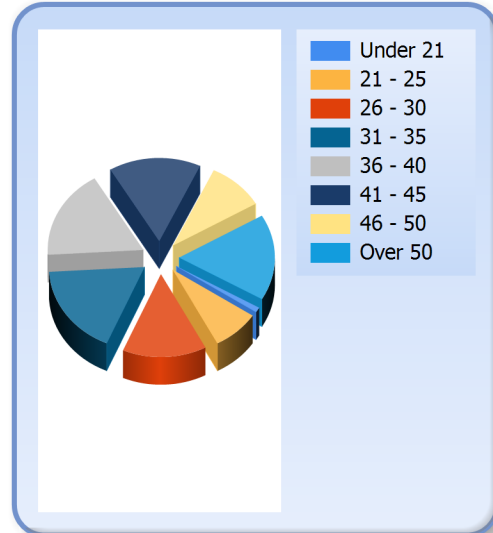
Inmate Profiles

May 15, 2022

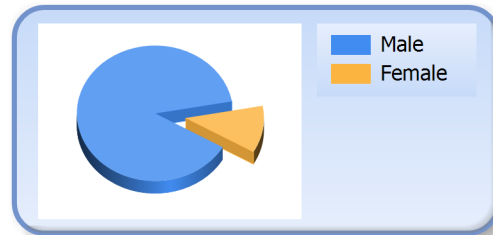
DEPARTMENT OF
CORRECTIONS

*Information
Technology*

Age		
Under 21	187	1 %
21 - 25	1531	8 %
26 - 30	2723	14 %
31 - 35	3375	18 %
36 - 40	3339	17 %
41 - 45	2978	16 %
46 - 50	1841	10 %
Over 50	3211	17 %
Average	39	



Gender		
Male	17035	89 %
Female	2150	11 %



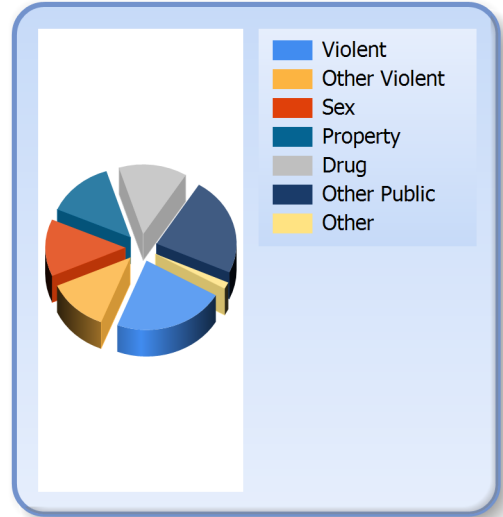


Inmate Profiles May 15, 2022

DEPARTMENT OF
CORRECTIONS

*Information
Technology*

Crime		
Violent	4340	23 %
Other Violent	2374	12 %
Sex	2547	13 %
Property	2591	14 %
Drug	2640	14 %
Other Public	4395	23 %
Other	296	2 %





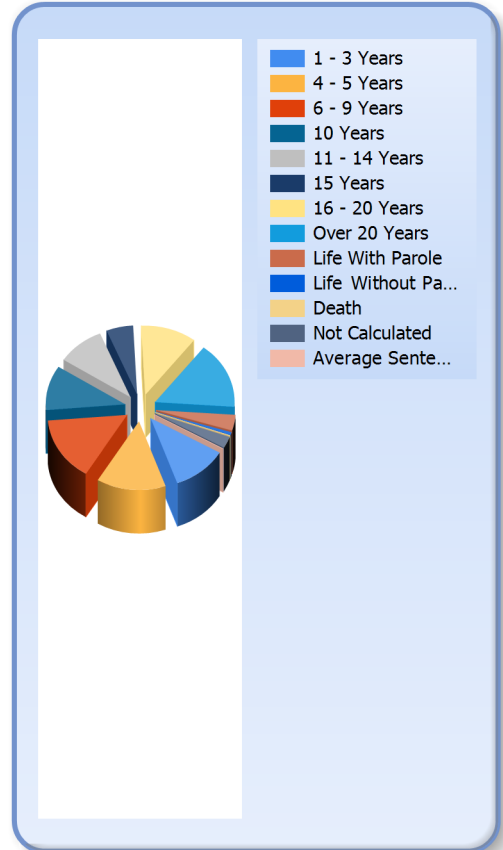
Inmate Profiles

May 15, 2022

DEPARTMENT OF
CORRECTIONS

*Information
Technology*

Sentence Length		
1 - 3 Years	2155	11 %
4 - 5 Years	2712	14 %
6 - 9 Years	2879	15 %
10 Years	2011	10 %
11 - 14 Years	1844	10 %
15 Years	1045	5 %
16 - 20 Years	2160	11 %
Over 20 Years	3001	16 %
Life With Parole	708	4 %
Life No Parole	127	1 %
Death	26	0 %
Not Calculated	517	3 %
Average Sentence	14	





Inmate Profiles May 15, 2022

DEPARTMENT OF
CORRECTIONS

*Information
Technology*

Top 10 Counties of Conviction		
Jefferson	2406	13 %
Fayette	928	5 %
Kenton	928	5 %
Hardin	813	4 %
Warren	651	3 %
McCracken	598	3 %
Campbell	473	2 %
Daviess	422	2 %
Madison	395	2 %
Christian	382	2 %
Other	11189	58 %

