



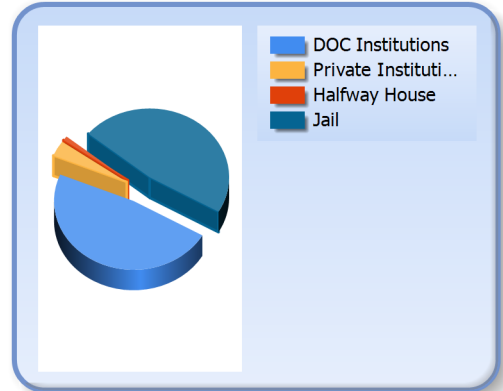
Inmate Profiles

April 15, 2022

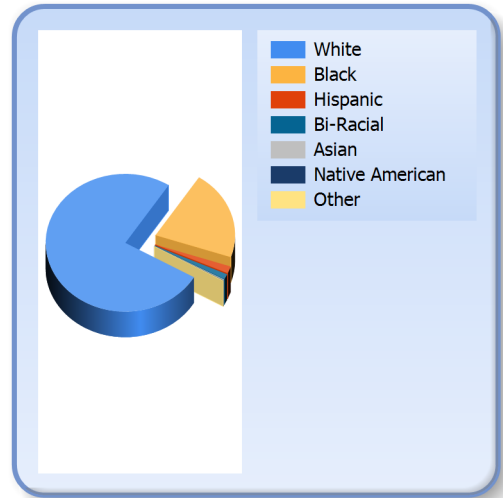
DEPARTMENT OF
CORRECTIONS

*Information
Technology*

Facility		
DOC Institutions	9121	48 %
Private Institutions	693	4 %
Halfway Houses	193	1 %
Jails	9014	47 %
Total	19021	



Race		
White	14428	76 %
Black	3988	21 %
Hispanic	314	2 %
Bi-Racial	231	1 %
Asian	31	0 %
Native American	16	0 %
Other	13	0 %





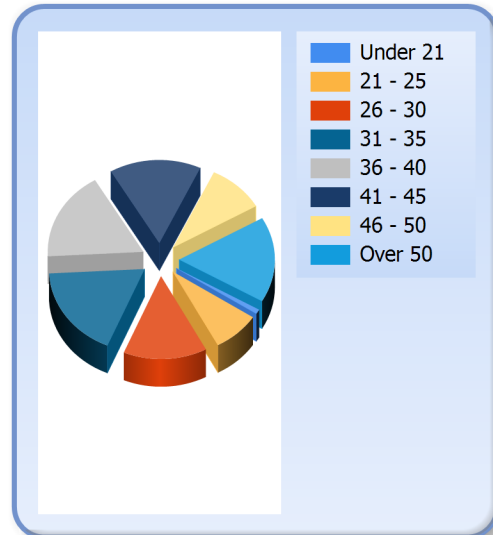
Inmate Profiles

April 15, 2022

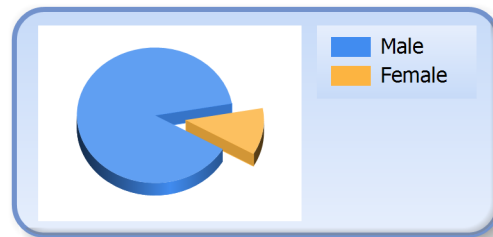
DEPARTMENT OF
CORRECTIONS

*Information
Technology*

Age		
Under 21	172	1 %
21 - 25	1518	8 %
26 - 30	2691	14 %
31 - 35	3383	18 %
36 - 40	3312	17 %
41 - 45	2940	15 %
46 - 50	1839	10 %
Over 50	3166	17 %
Average	39	



Gender		
Male	16899	89 %
Female	2122	11 %





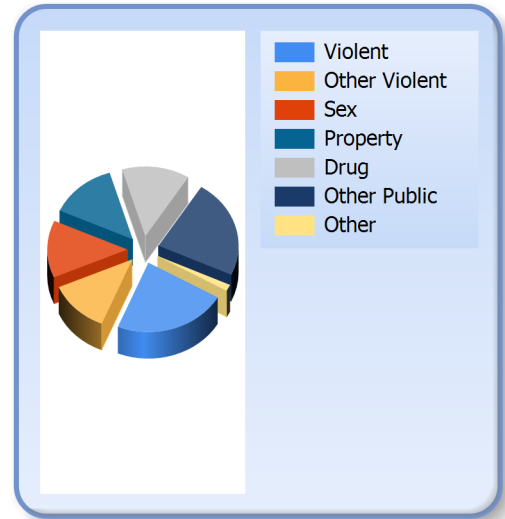
Inmate Profiles

April 15, 2022

DEPARTMENT OF
CORRECTIONS

*Information
Technology*

Crime		
Violent	4354	23 %
Other Violent	2325	12 %
Sex	2534	13 %
Property	2582	14 %
Drug	2587	14 %
Other Public	4360	23 %
Other	278	1 %





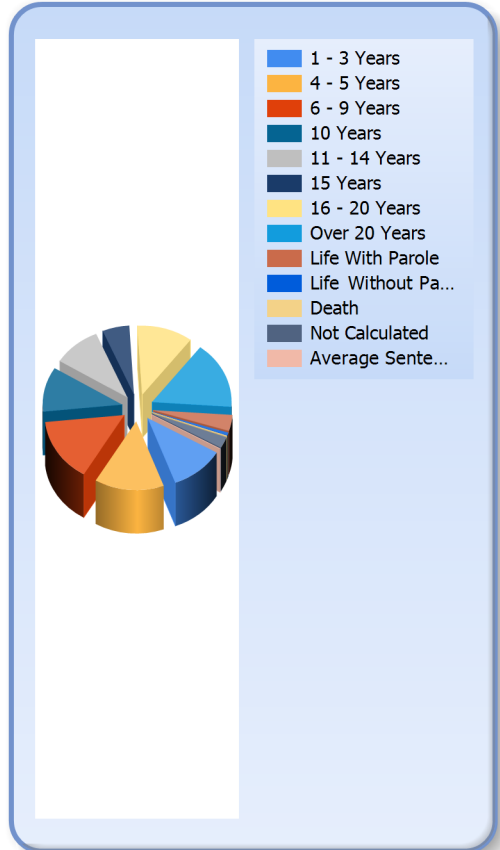
Inmate Profiles

April 15, 2022

DEPARTMENT OF
CORRECTIONS

*Information
Technology*

Sentence Length		
1 - 3 Years	2099	11 %
4 - 5 Years	2694	14 %
6 - 9 Years	2828	15 %
10 Years	1997	10 %
11 - 14 Years	1854	10 %
15 Years	1040	5 %
16 - 20 Years	2150	11 %
Over 20 Years	2995	16 %
Life With Parole	714	4 %
Life No Parole	126	1 %
Death	26	0 %
Not Calculated	498	3 %
Average Sentence	14	





Inmate Profiles

April 15, 2022

DEPARTMENT OF
CORRECTIONS

*Information
Technology*

Top 10 Counties of Conviction		
Jefferson	2417	13 %
Fayette	934	5 %
Kenton	916	5 %
Hardin	799	4 %
Warren	652	3 %
McCracken	583	3 %
Campbell	468	2 %
Daviess	423	2 %
Madison	399	2 %
Christian	372	2 %
Other	11058	58 %

