

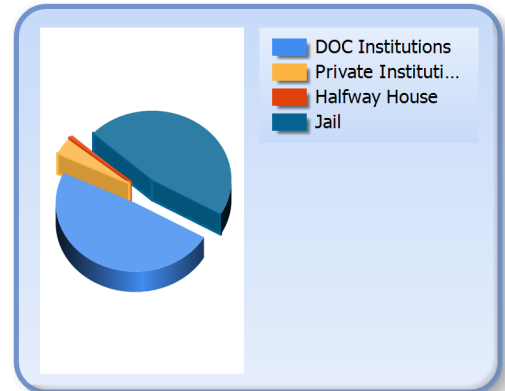


Inmate Profiles December 15, 2020

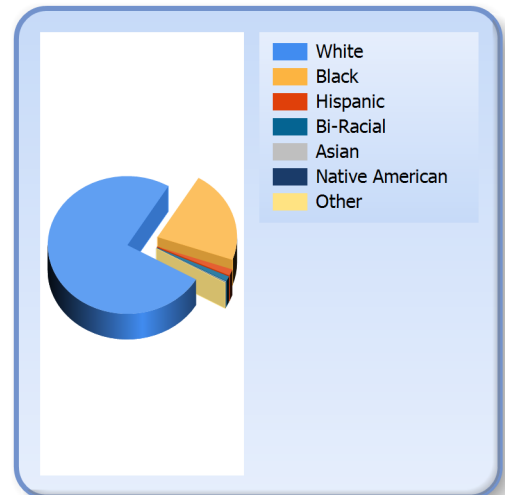
DEPARTMENT OF
CORRECTIONS

*Information
Technology*

Facility		
DOC Institutions	9206	49 %
Private Institutions	736	4 %
Halfway Houses	141	1 %
Jails	8779	47 %
Total	18862	



Race		
White	14202	75 %
Black	4099	22 %
Hispanic	281	1 %
Bi-Racial	220	1 %
Asian	29	0 %
Native American	15	0 %
Other	16	0 %





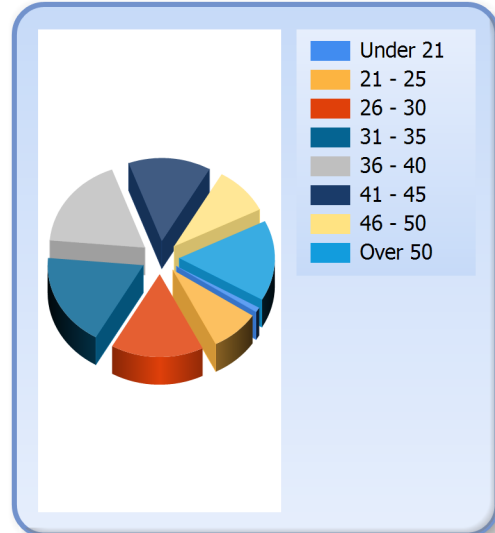
Inmate Profiles

December 15, 2020

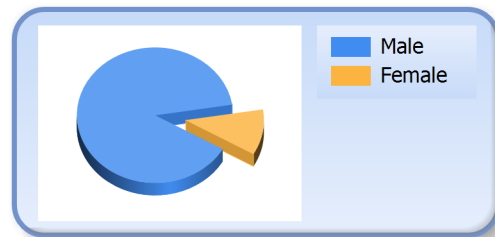
DEPARTMENT OF
CORRECTIONS

*Information
Technology*

Age		
Under 21	181	1 %
21 - 25	1562	8 %
26 - 30	2962	16 %
31 - 35	3418	18 %
36 - 40	3394	18 %
41 - 45	2623	14 %
46 - 50	1766	9 %
Over 50	2956	16 %
Average	38	



Gender		
Male	16813	89 %
Female	2049	11 %



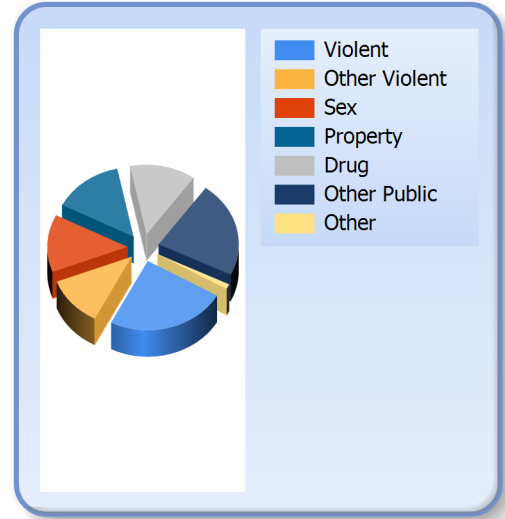


Inmate Profiles December 15, 2020

DEPARTMENT OF
CORRECTIONS

*Information
Technology*

Crime		
Violent	4571	24 %
Other Violent	2185	12 %
Sex	2528	13 %
Property	2676	14 %
Drug	2493	13 %
Other Public	4198	22 %
Other	211	1 %





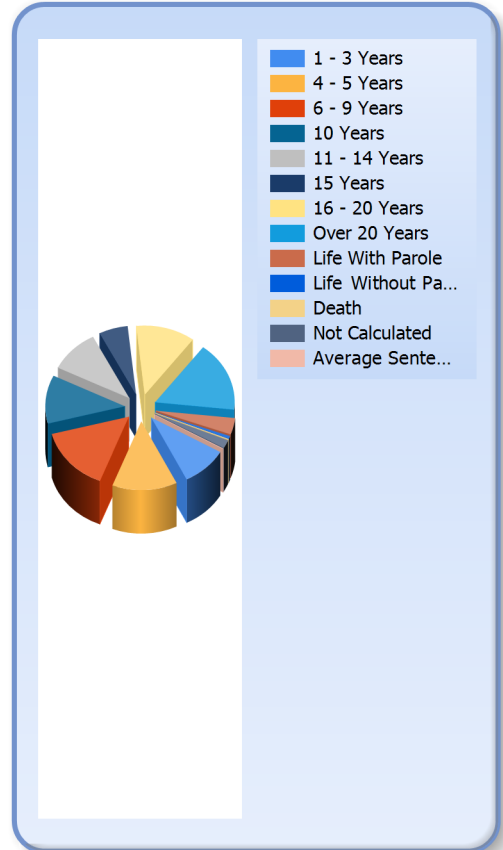
Inmate Profiles

December 15, 2020

DEPARTMENT OF
CORRECTIONS

*Information
Technology*

Sentence Length		
1 - 3 Years	1764	9 %
4 - 5 Years	2500	13 %
6 - 9 Years	2839	15 %
10 Years	2141	11 %
11 - 14 Years	1916	10 %
15 Years	1105	6 %
16 - 20 Years	2261	12 %
Over 20 Years	3098	16 %
Life With Parole	729	4 %
Life No Parole	120	1 %
Death	26	0 %
Not Calculated	363	2 %
Average Sentence	14	





Inmate Profiles December 15, 2020

DEPARTMENT OF
CORRECTIONS

*Information
Technology*

Top 10 Counties of Conviction		
Jefferson	2524	13 %
Fayette	1032	5 %
Kenton	850	5 %
Hardin	784	4 %
Warren	654	3 %
McCracken	584	3 %
Daviess	459	2 %
Campbell	440	2 %
Madison	414	2 %
Christian	384	2 %
Other	10737	57 %

