

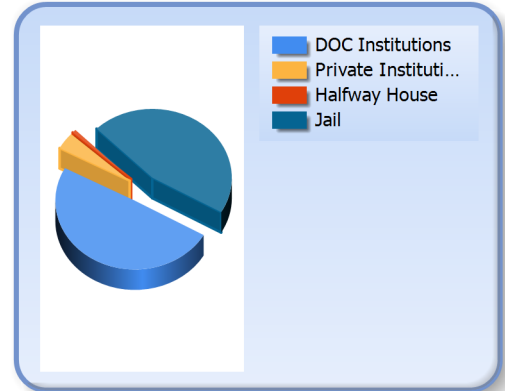


# Inmate Profiles November 15, 2020

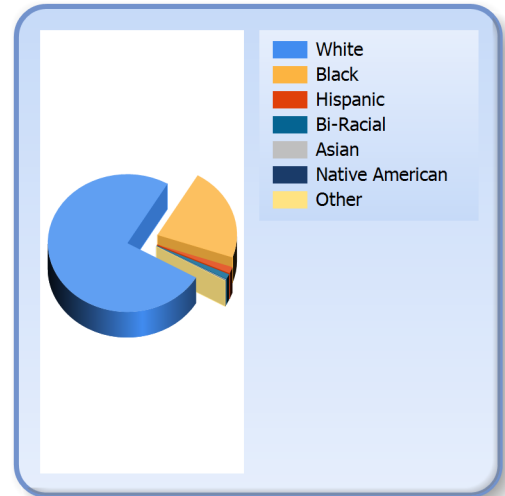
DEPARTMENT OF  
CORRECTIONS

*Information  
Technology*

Facility		
DOC Institutions	9408	50 %
Private Institutions	757	4 %
Halfway Houses	152	1 %
Jails	8682	46 %
<b>Total</b>	<b>18999</b>	



Race		
White	14267	75 %
Black	4153	22 %
Hispanic	287	2 %
Bi-Racial	230	1 %
Asian	28	0 %
Native American	17	0 %
Other	17	0 %



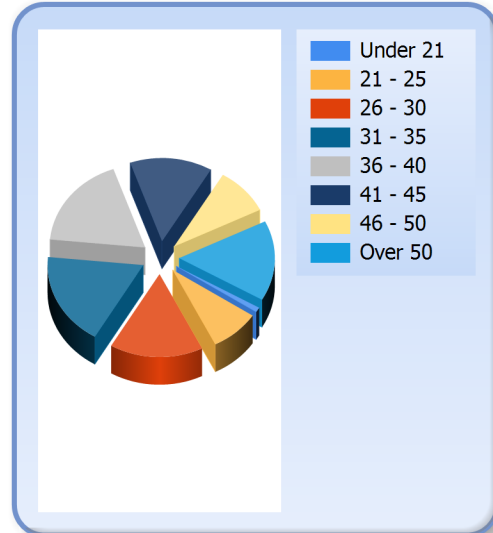


# Inmate Profiles November 15, 2020

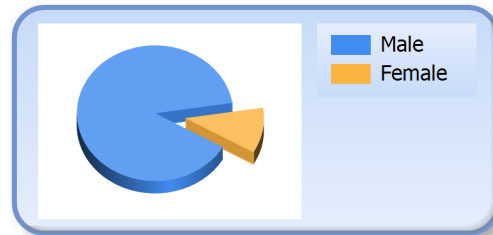
DEPARTMENT OF  
CORRECTIONS

*Information  
Technology*

Age		
Under 21	179	1 %
21 - 25	1592	8 %
26 - 30	2999	16 %
31 - 35	3440	18 %
36 - 40	3433	18 %
41 - 45	2639	14 %
46 - 50	1750	9 %
Over 50	2967	16 %
Average	38	



Gender		
Male	16946	89 %
Female	2053	11 %



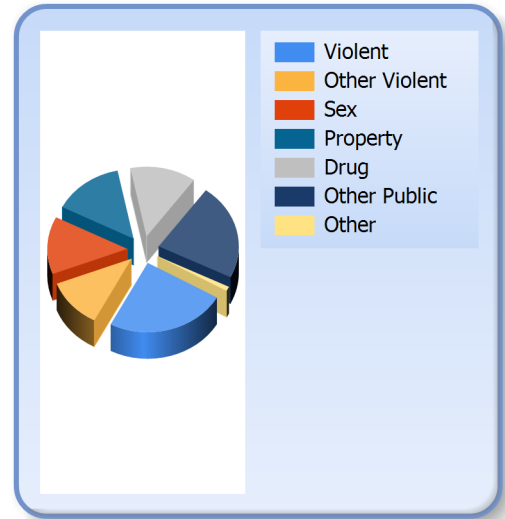


# Inmate Profiles November 15, 2020

DEPARTMENT OF  
CORRECTIONS

*Information  
Technology*

Crime		
<b>Violent</b>	<b>4624</b>	<b>24 %</b>
<b>Other Violent</b>	<b>2178</b>	<b>11 %</b>
<b>Sex</b>	<b>2544</b>	<b>13 %</b>
<b>Property</b>	<b>2710</b>	<b>14 %</b>
<b>Drug</b>	<b>2514</b>	<b>13 %</b>
<b>Other Public</b>	<b>4237</b>	<b>22 %</b>
<b>Other</b>	<b>192</b>	<b>1 %</b>





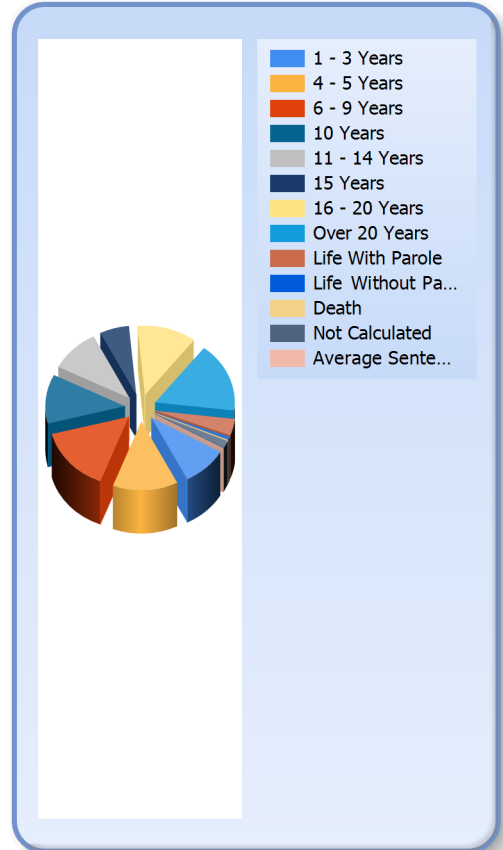
# Inmate Profiles

## November 15, 2020

DEPARTMENT OF  
CORRECTIONS

*Information  
Technology*

Sentence Length		
1 - 3 Years	1753	9 %
4 - 5 Years	2525	13 %
6 - 9 Years	2877	15 %
10 Years	2189	12 %
11 - 14 Years	1922	10 %
15 Years	1132	6 %
16 - 20 Years	2273	12 %
Over 20 Years	3113	16 %
Life With Parole	736	4 %
Life No Parole	122	1 %
Death	27	0 %
Not Calculated	330	2 %
Average Sentence	14	





# Inmate Profiles November 15, 2020

DEPARTMENT OF  
CORRECTIONS

*Information  
Technology*

Top 10 Counties of Conviction		
Jefferson	2551	13 %
Fayette	1060	6 %
Kenton	848	4 %
Hardin	787	4 %
Warren	658	3 %
McCracken	585	3 %
Daviess	471	2 %
Campbell	436	2 %
Madison	422	2 %
Christian	392	2 %
Other	10789	57 %

