

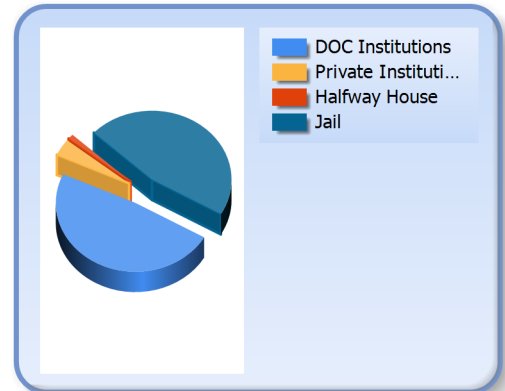


Inmate Profiles December 15, 2021

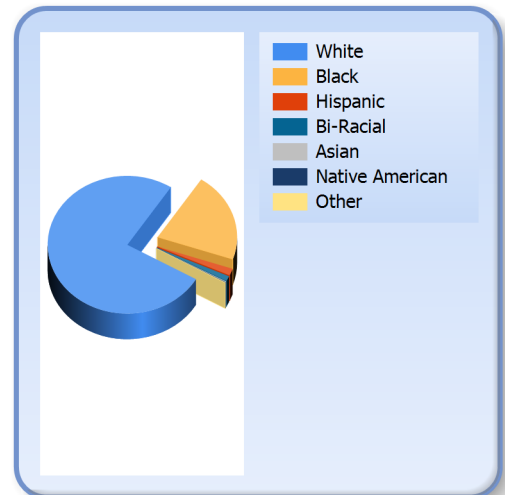
DEPARTMENT OF
CORRECTIONS

*Information
Technology*

Facility		
DOC Institutions	9097	49 %
Private Institutions	738	4 %
Halfway Houses	214	1 %
Jails	8699	46 %
Total	18748	



Race		
White	14230	76 %
Black	3933	21 %
Hispanic	299	2 %
Bi-Racial	223	1 %
Asian	30	0 %
Native American	18	0 %
Other	15	0 %



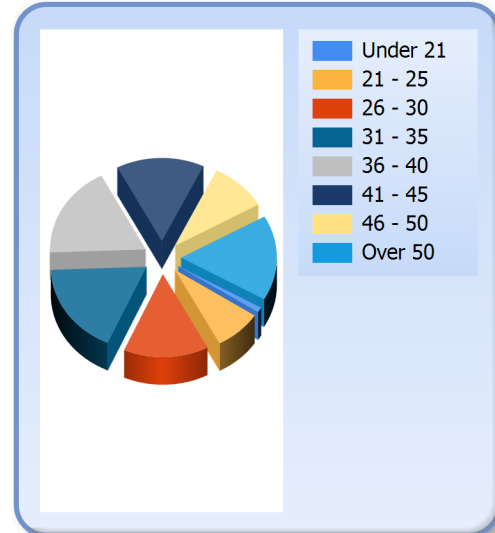


Inmate Profiles December 15, 2021

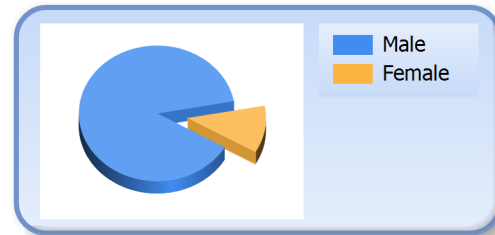
DEPARTMENT OF
CORRECTIONS

*Information
Technology*

Age		
Under 21	182	1 %
21 - 25	1492	8 %
26 - 30	2694	14 %
31 - 35	3334	18 %
36 - 40	3359	18 %
41 - 45	2772	15 %
46 - 50	1810	10 %
Over 50	3105	17 %
Average	39	



Gender		
Male	16641	89 %
Female	2107	11 %



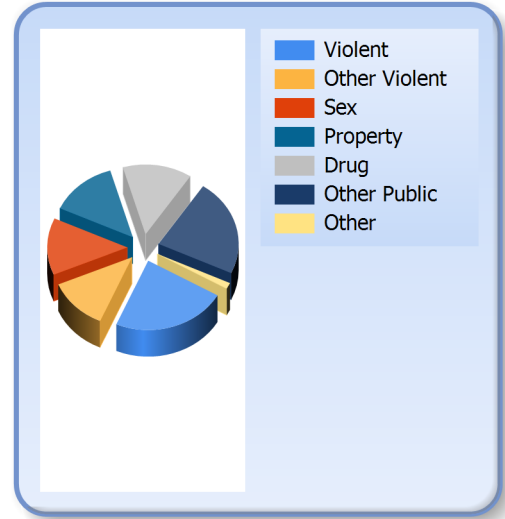


Inmate Profiles December 15, 2021

DEPARTMENT OF
CORRECTIONS

*Information
Technology*

Crime		
Violent	4349	23 %
Other Violent	2261	12 %
Sex	2485	13 %
Property	2551	14 %
Drug	2610	14 %
Other Public	4226	23 %
Other	266	1 %





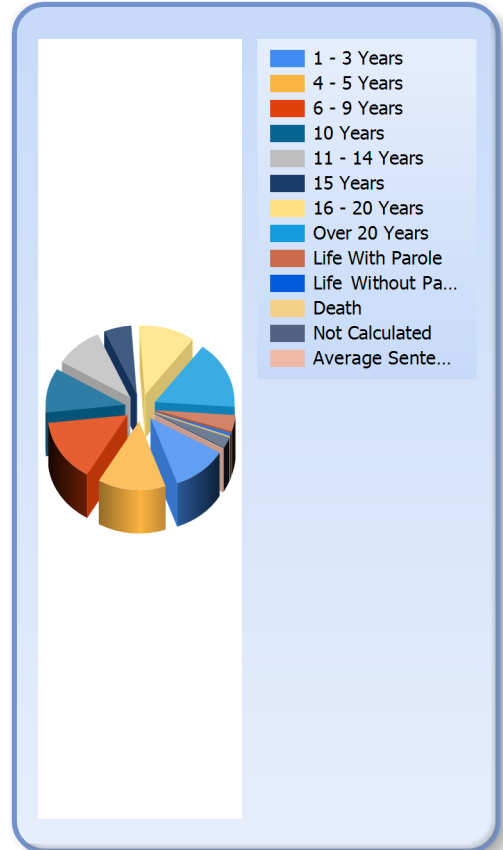
Inmate Profiles

December 15, 2021

DEPARTMENT OF
CORRECTIONS

*Information
Technology*

Sentence Length		
1 - 3 Years	2111	11 %
4 - 5 Years	2604	14 %
6 - 9 Years	2763	15 %
10 Years	1959	10 %
11 - 14 Years	1826	10 %
15 Years	1038	6 %
16 - 20 Years	2121	11 %
Over 20 Years	2988	16 %
Life With Parole	714	4 %
Life No Parole	125	1 %
Death	26	0 %
Not Calculated	473	3 %
Average Sentence	14	





Inmate Profiles December 15, 2021

DEPARTMENT OF
CORRECTIONS

*Information
Technology*

Top 10 Counties of Conviction		
Jefferson	2400	13 %
Fayette	950	5 %
Kenton	864	5 %
Hardin	799	4 %
Warren	669	4 %
McCracken	577	3 %
Campbell	451	2 %
Daviess	431	2 %
Madison	413	2 %
Christian	361	2 %
Other	10833	58 %

