

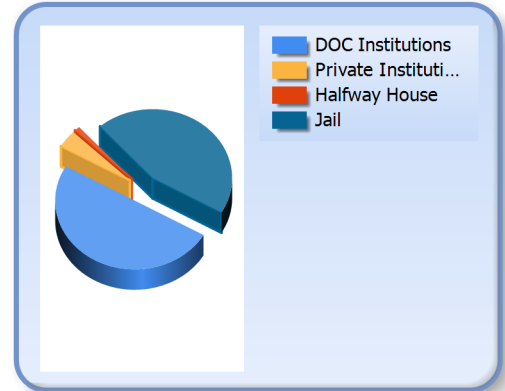


# Inmate Profiles October 15, 2021

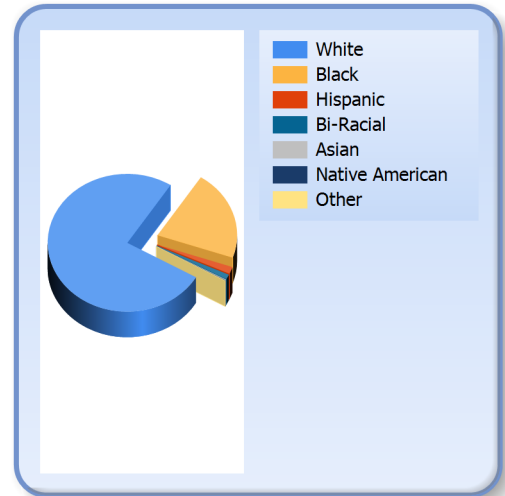
DEPARTMENT OF  
CORRECTIONS

*Information  
Technology*

Facility		
DOC Institutions	9229	50 %
Private Institutions	757	4 %
Halfway Houses	205	1 %
Jails	8285	45 %
<b>Total</b>	<b>18476</b>	



Race		
White	14009	76 %
Black	3902	21 %
Hispanic	299	2 %
Bi-Racial	210	1 %
Asian	30	0 %
Native American	16	0 %
Other	10	0 %



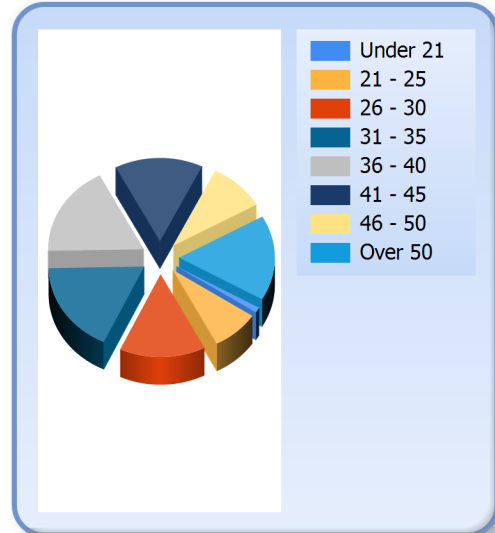


# Inmate Profiles October 15, 2021

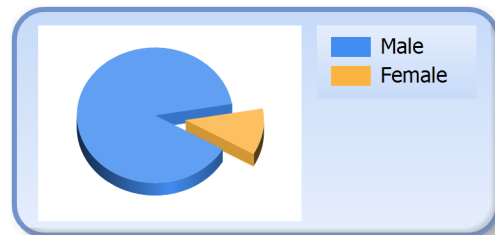
DEPARTMENT OF  
CORRECTIONS

*Information  
Technology*

Age		
Under 21	190	1 %
21 - 25	1485	8 %
26 - 30	2687	15 %
31 - 35	3279	18 %
36 - 40	3268	18 %
41 - 45	2743	15 %
46 - 50	1764	10 %
Over 50	3059	17 %
Average	39	



Gender		
Male	16434	89 %
Female	2042	11 %



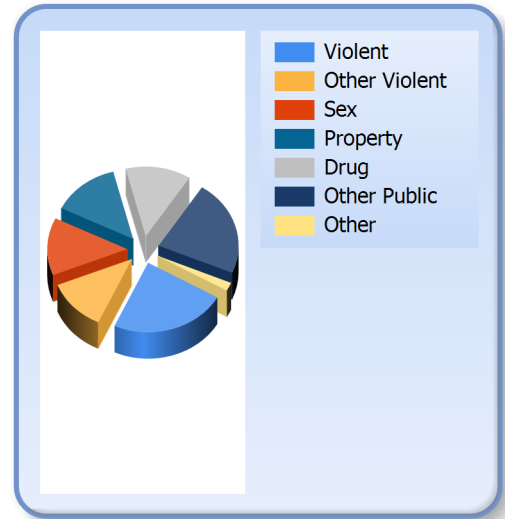


# Inmate Profiles October 15, 2021

DEPARTMENT OF  
CORRECTIONS

*Information  
Technology*

Crime		
<b>Violent</b>	<b>4349</b>	<b>24 %</b>
<b>Other Violent</b>	<b>2223</b>	<b>12 %</b>
<b>Sex</b>	<b>2475</b>	<b>13 %</b>
<b>Property</b>	<b>2530</b>	<b>14 %</b>
<b>Drug</b>	<b>2429</b>	<b>13 %</b>
<b>Other Public</b>	<b>4116</b>	<b>22 %</b>
<b>Other</b>	<b>354</b>	<b>2 %</b>



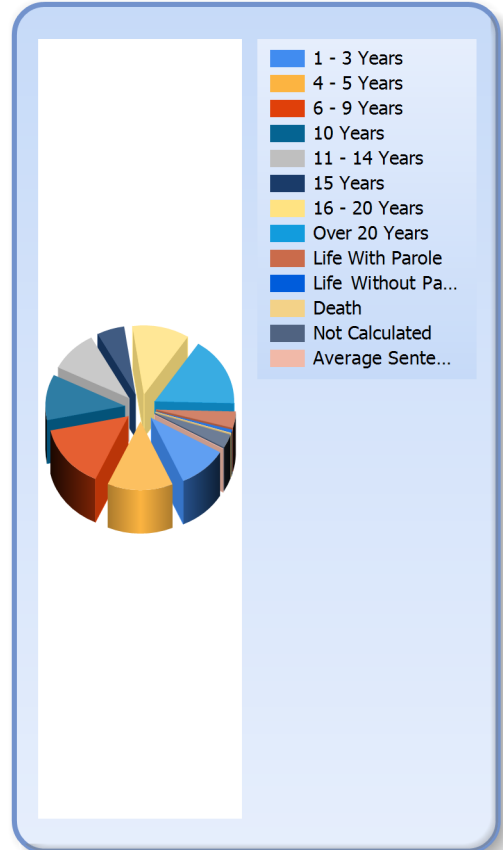


# Inmate Profiles October 15, 2021

DEPARTMENT OF  
CORRECTIONS

*Information  
Technology*

Sentence Length		
1 - 3 Years	1859	10 %
4 - 5 Years	2475	13 %
6 - 9 Years	2757	15 %
10 Years	1981	11 %
11 - 14 Years	1796	10 %
15 Years	1033	6 %
16 - 20 Years	2135	12 %
Over 20 Years	2991	16 %
Life With Parole	711	4 %
Life No Parole	123	1 %
Death	26	0 %
Not Calculated	589	3 %
Average Sentence	14	





# Inmate Profiles October 15, 2021

DEPARTMENT OF  
CORRECTIONS

*Information  
Technology*

Top 10 Counties of Conviction		
Jefferson	2398	13 %
Fayette	921	5 %
Kenton	858	5 %
Hardin	791	4 %
Warren	676	4 %
McCracken	554	3 %
Daviess	431	2 %
Campbell	428	2 %
Madison	383	2 %
Christian	357	2 %
Other	10679	58 %

