

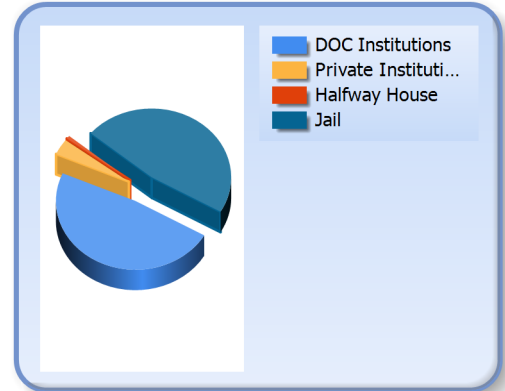


Inmate Profiles January 15, 2021

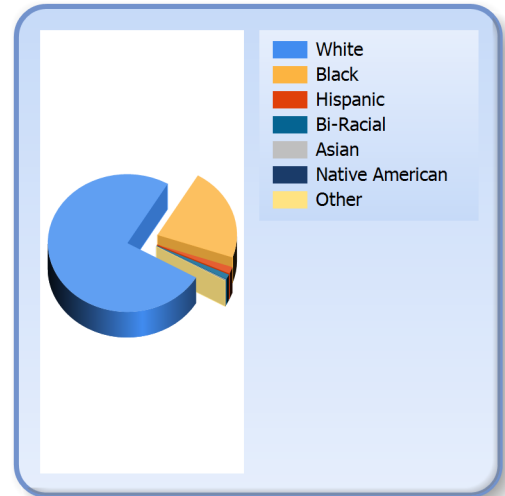
DEPARTMENT OF
CORRECTIONS

*Information
Technology*

Facility		
DOC Institutions	9037	48 %
Private Institutions	701	4 %
Halfway Houses	140	1 %
Jails	8853	47 %
Total	18731	



Race		
White	14074	75 %
Black	4086	22 %
Hispanic	296	2 %
Bi-Racial	220	1 %
Asian	28	0 %
Native American	13	0 %
Other	14	0 %



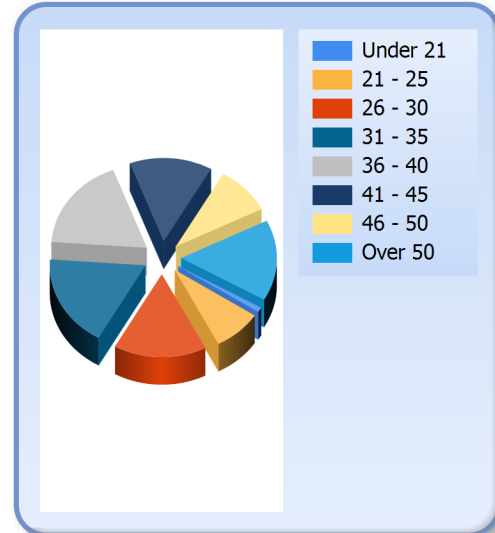


Inmate Profiles January 15, 2021

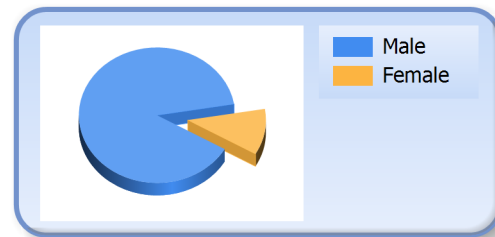
DEPARTMENT OF
CORRECTIONS

*Information
Technology*

Age		
Under 21	175	1 %
21 - 25	1536	8 %
26 - 30	2937	16 %
31 - 35	3370	18 %
36 - 40	3398	18 %
41 - 45	2611	14 %
46 - 50	1757	9 %
Over 50	2947	16 %
Average	38	



Gender		
Male	16675	89 %
Female	2056	11 %



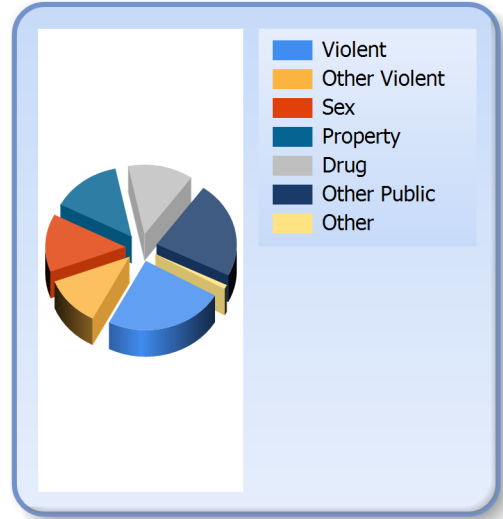


Inmate Profiles January 15, 2021

DEPARTMENT OF
CORRECTIONS

*Information
Technology*

Crime		
Violent	4545	24 %
Other Violent	2172	12 %
Sex	2521	13 %
Property	2643	14 %
Drug	2458	13 %
Other Public	4212	22 %
Other	180	1 %



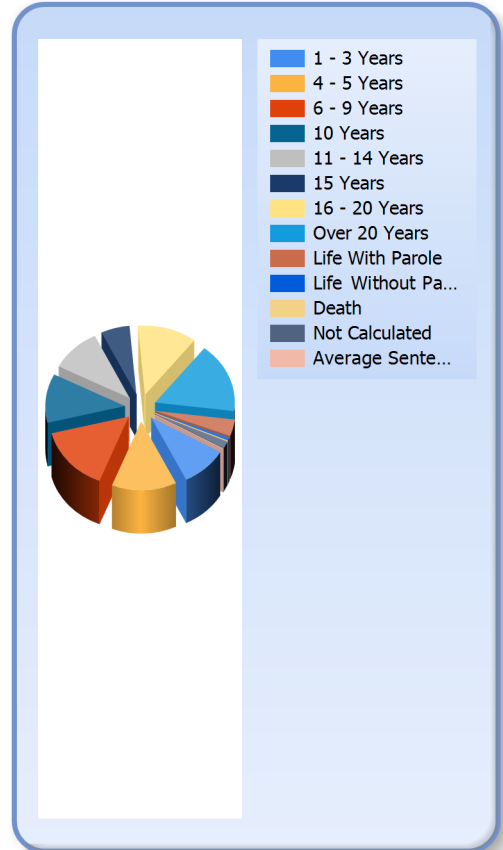


Inmate Profiles January 15, 2021

DEPARTMENT OF
CORRECTIONS

*Information
Technology*

Sentence Length		
1 - 3 Years	1772	9 %
4 - 5 Years	2477	13 %
6 - 9 Years	2834	15 %
10 Years	2148	11 %
11 - 14 Years	1920	10 %
15 Years	1087	6 %
16 - 20 Years	2239	12 %
Over 20 Years	3078	16 %
Life With Parole	728	4 %
Life No Parole	122	1 %
Death	26	0 %
Not Calculated	300	2 %
Average Sentence	14	





Inmate Profiles January 15, 2021

DEPARTMENT OF
CORRECTIONS

*Information
Technology*

Top 10 Counties of Conviction		
Jefferson	2512	13 %
Fayette	1022	5 %
Kenton	859	5 %
Hardin	777	4 %
Warren	641	3 %
McCracken	577	3 %
Daviess	456	2 %
Campbell	439	2 %
Madison	421	2 %
Christian	380	2 %
Other	10647	57 %

