

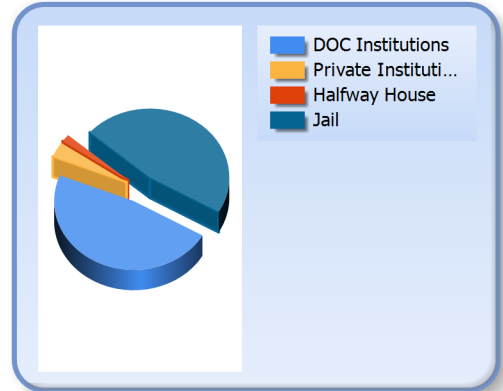


Inmate Profiles December 15, 2019

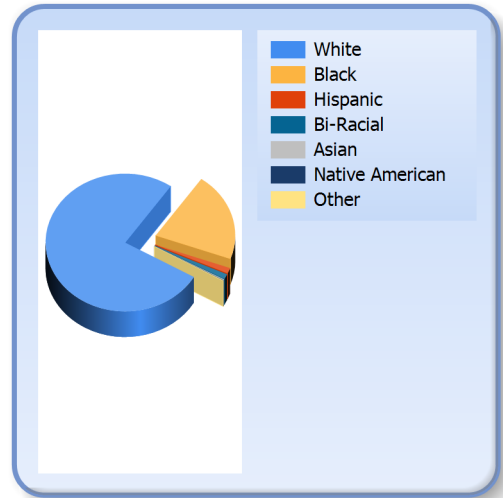
DEPARTMENT OF
CORRECTIONS

*Information
Technology*

Facility		
DOC Institutions	11364	48 %
Private Institutions	844	4 %
Halfway Houses	415	2 %
Jails	11175	47 %
Total	23798	



Race		
White	18177	76 %
Black	4948	21 %
Hispanic	310	1 %
Bi-Racial	281	1 %
Asian	44	0 %
Native American	20	0 %
Other	18	0 %



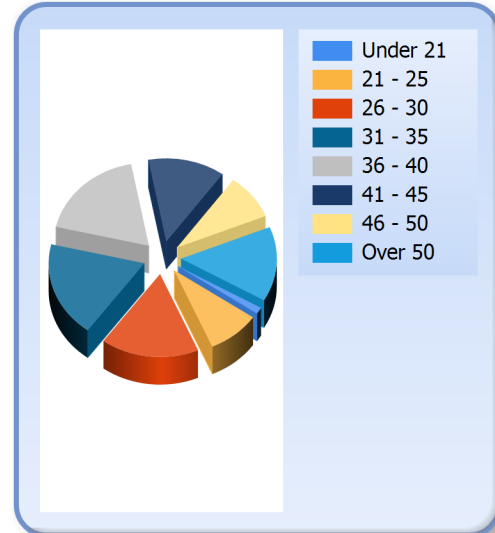


Inmate Profiles December 15, 2019


DEPARTMENT OF
CORRECTIONS

*Information
Technology*

Age		
Under 21	300	1 %
21 - 25	2118	9 %
26 - 30	3945	17 %
31 - 35	4427	19 %
36 - 40	4363	18 %
41 - 45	3084	13 %
46 - 50	2102	9 %
Over 50	3459	15 %
Average	38	



Gender		
Male	20733	87 %
Female	3065	13 %



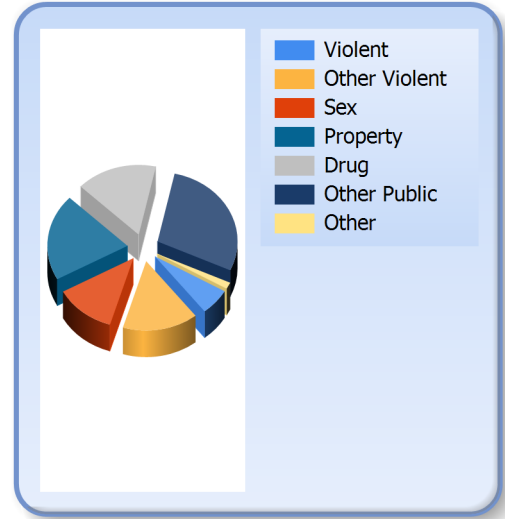


Inmate Profiles December 15, 2019

DEPARTMENT OF
CORRECTIONS

*Information
Technology*

Crime		
Violent	1447	6 %
Other Violent	3639	15 %
Sex	2931	12 %
Property	4790	20 %
Drug	3874	16 %
Other Public	6759	28 %
Other	358	2 %



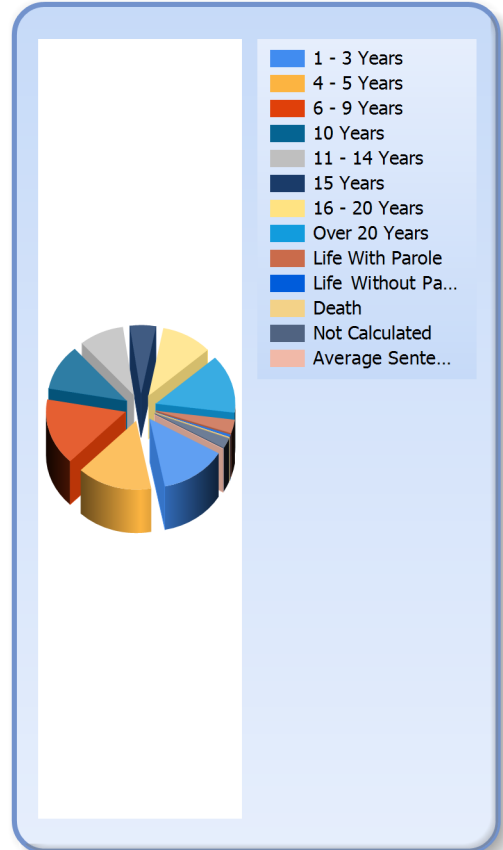


Inmate Profiles December 15, 2019

DEPARTMENT OF
CORRECTIONS

*Information
Technology*

Sentence Length		
1 - 3 Years	3239	14 %
4 - 5 Years	3652	15 %
6 - 9 Years	3719	16 %
10 Years	2556	11 %
11 - 14 Years	2177	9 %
15 Years	1249	5 %
16 - 20 Years	2468	10 %
Over 20 Years	3264	14 %
Life With Parole	756	3 %
Life No Parole	125	1 %
Death	28	0 %
Not Calculated	565	2 %
Average Sentence	13	





Inmate Profiles December 15, 2019

DEPARTMENT OF
CORRECTIONS

*Information
Technology*

Top 10 Counties of Conviction		
Jefferson	3153	13 %
Fayette	1335	6 %
Kenton	946	4 %
Hardin	876	4 %
Warren	818	3 %
McCracken	712	3 %
Daviess	623	3 %
Campbell	568	2 %
Pulaski	548	2 %
Madison	523	2 %
Other	13696	58 %

