

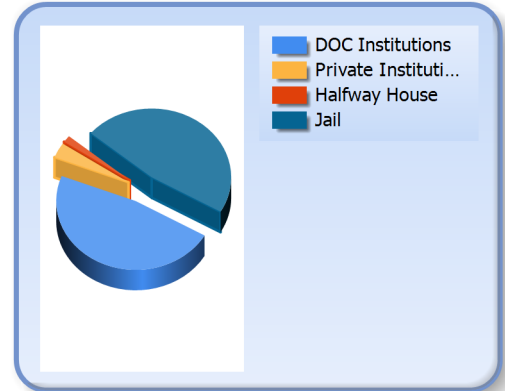


Inmate Profiles September 15, 2019

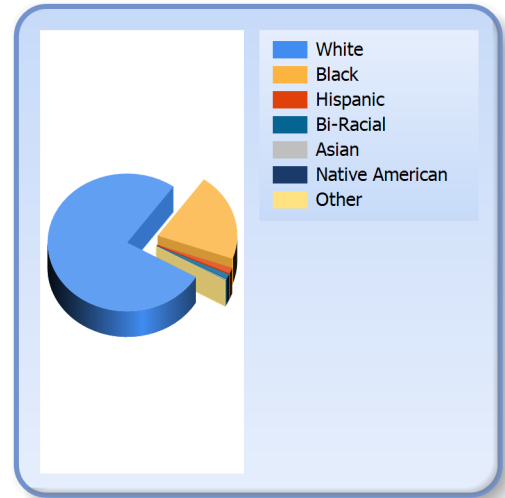
DEPARTMENT OF
CORRECTIONS

*Information
Technology*

Facility		
DOC Institutions	11483	48 %
Private Institutions	856	4 %
Halfway Houses	387	2 %
Jails	11400	47 %
Total	24126	



Race		
White	18465	77 %
Black	4965	21 %
Hispanic	328	1 %
Bi-Racial	280	1 %
Asian	50	0 %
Native American	21	0 %
Other	17	0 %



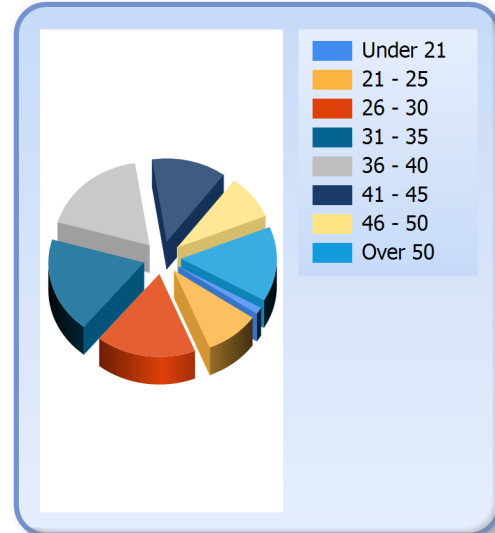


Inmate Profiles September 15, 2019


DEPARTMENT OF
CORRECTIONS

*Information
Technology*

Age		
Under 21	319	1 %
21 - 25	2232	9 %
26 - 30	4085	17 %
31 - 35	4498	19 %
36 - 40	4363	18 %
41 - 45	3032	13 %
46 - 50	2086	9 %
Over 50	3511	15 %
Average	38	



Gender		
Male	20896	87 %
Female	3230	13 %



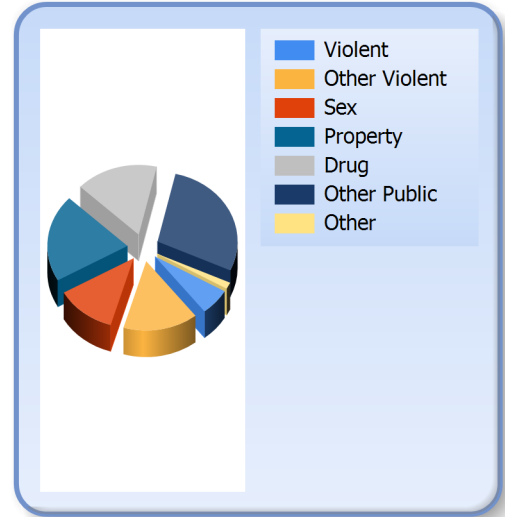


Inmate Profiles September 15, 2019

DEPARTMENT OF
CORRECTIONS

*Information
Technology*

Crime		
Violent	1473	6 %
Other Violent	3655	15 %
Sex	2940	12 %
Property	4892	20 %
Drug	3991	17 %
Other Public	6813	28 %
Other	362	2 %





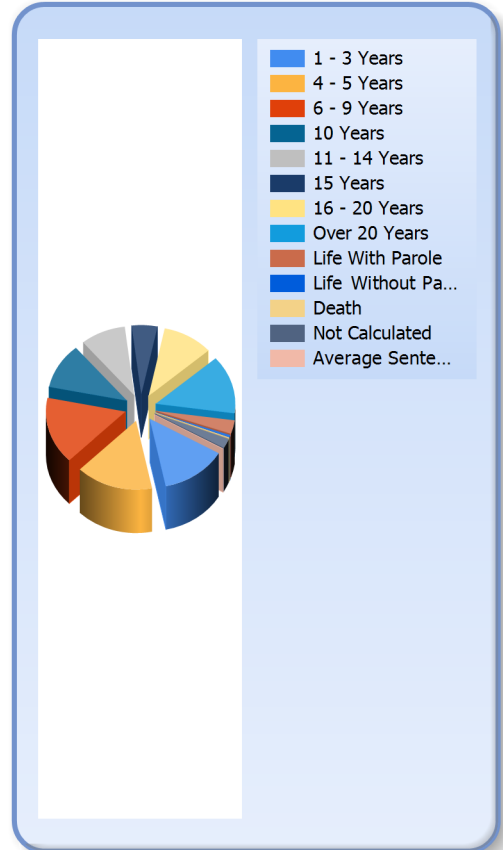
Inmate Profiles

September 15, 2019

DEPARTMENT OF
CORRECTIONS

*Information
Technology*

Sentence Length		
1 - 3 Years	3244	13 %
4 - 5 Years	3798	16 %
6 - 9 Years	3794	16 %
10 Years	2578	11 %
11 - 14 Years	2217	9 %
15 Years	1248	5 %
16 - 20 Years	2481	10 %
Over 20 Years	3300	14 %
Life With Parole	764	3 %
Life No Parole	125	1 %
Death	29	0 %
Not Calculated	548	2 %
Average Sentence	13	





Inmate Profiles September 15, 2019

DEPARTMENT OF
CORRECTIONS

*Information
Technology*

Top 10 Counties of Conviction		
Jefferson	3214	13 %
Fayette	1346	6 %
Kenton	981	4 %
Hardin	877	4 %
Warren	840	3 %
McCracken	735	3 %
Daviess	614	3 %
Campbell	590	2 %
Pulaski	550	2 %
Madison	544	2 %
Other	13835	57 %

