

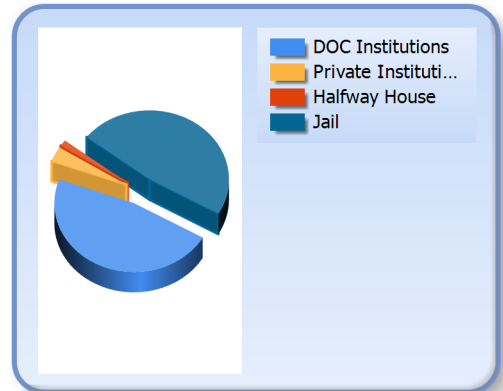


Inmate Profiles July 15, 2019

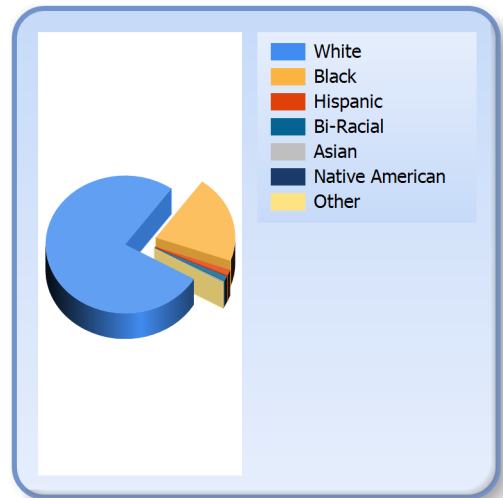
DEPARTMENT OF
CORRECTIONS

*Information
Technology*

Facility		
DOC Institutions	11372	47 %
Private Institutions	836	3 %
Halfway Houses	347	1 %
Jails	11508	48 %
Total	24063	



Race		
White	18425	77 %
Black	4944	21 %
Hispanic	327	1 %
Bi-Racial	287	1 %
Asian	48	0 %
Native American	19	0 %
Other	13	0 %



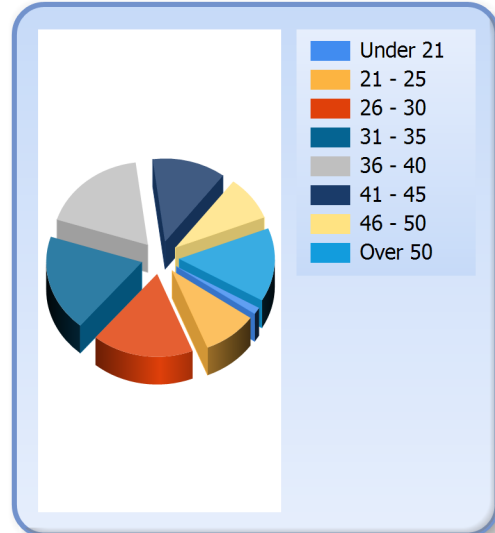


Inmate Profiles July 15, 2019

DEPARTMENT OF
CORRECTIONS

*Information
Technology*

Age		
Under 21	324	1 %
21 - 25	2229	9 %
26 - 30	4140	17 %
31 - 35	4522	19 %
36 - 40	4332	18 %
41 - 45	2986	12 %
46 - 50	2088	9 %
Over 50	3442	14 %
Average	38	



Gender		
Male	20885	87 %
Female	3178	13 %



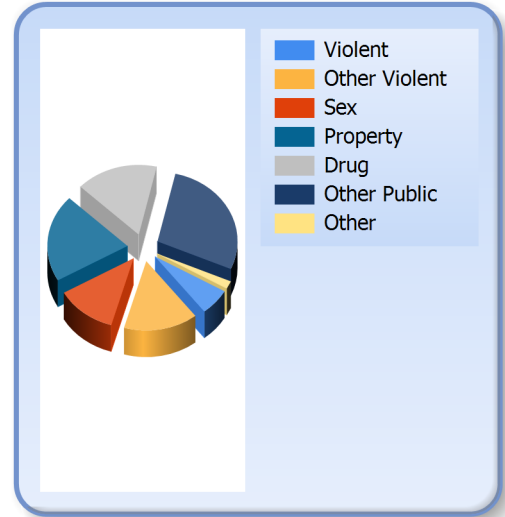


Inmate Profiles July 15, 2019

DEPARTMENT OF
CORRECTIONS

*Information
Technology*

Crime		
Violent	1478	6 %
Other Violent	3611	15 %
Sex	2954	12 %
Property	4889	20 %
Drug	3974	17 %
Other Public	6722	28 %
Other	435	2 %



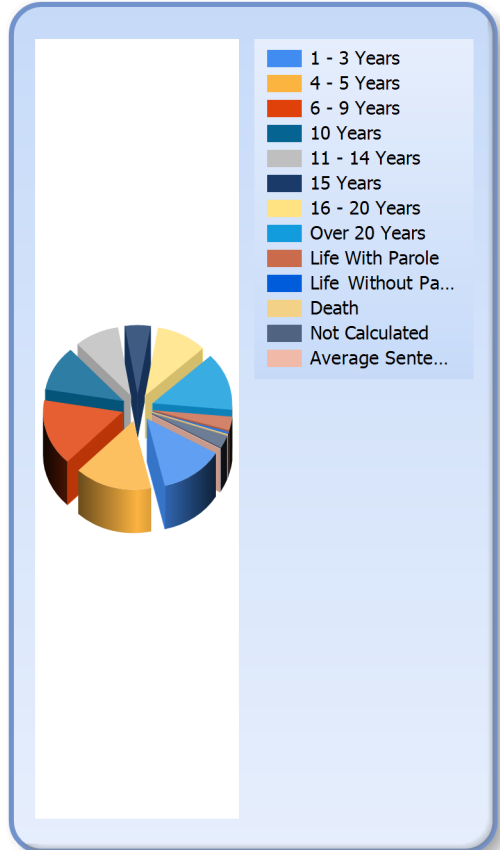


Inmate Profiles July 15, 2019

DEPARTMENT OF
CORRECTIONS

*Information
Technology*

Sentence Length		
1 - 3 Years	3144	13 %
4 - 5 Years	3804	16 %
6 - 9 Years	3741	16 %
10 Years	2558	11 %
11 - 14 Years	2187	9 %
15 Years	1245	5 %
16 - 20 Years	2490	10 %
Over 20 Years	3260	14 %
Life With Parole	769	3 %
Life No Parole	124	1 %
Death	29	0 %
Not Calculated	712	3 %
Average Sentence	13	





Inmate Profiles July 15, 2019

DEPARTMENT OF
CORRECTIONS

*Information
Technology*

Top 10 Counties of Conviction		
Jefferson	3235	13 %
Fayette	1347	6 %
Kenton	996	4 %
Hardin	876	4 %
Warren	821	3 %
McCracken	726	3 %
Campbell	609	3 %
Daviess	601	2 %
Pulaski	541	2 %
Madison	524	2 %
Other	13787	57 %

