

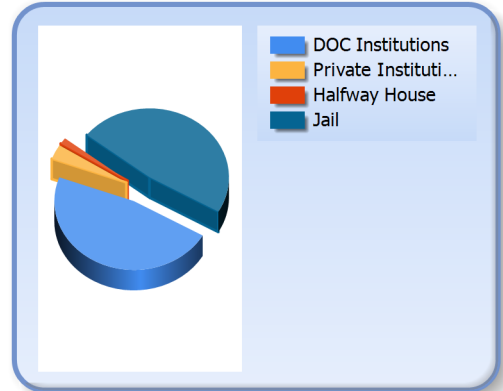


Inmate Profiles June 15, 2019

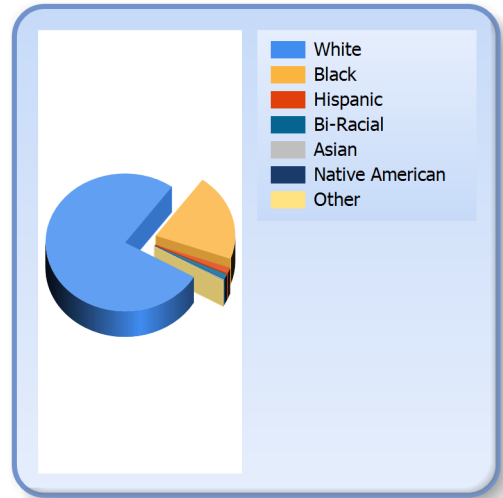
DEPARTMENT OF
CORRECTIONS

*Information
Technology*

Facility		
DOC Institutions	11395	47 %
Private Institutions	836	3 %
Halfway Houses	350	1 %
Jails	11516	48 %
Total	24097	



Race		
White	18471	77 %
Black	4932	20 %
Hispanic	328	1 %
Bi-Racial	287	1 %
Asian	50	0 %
Native American	18	0 %
Other	11	0 %



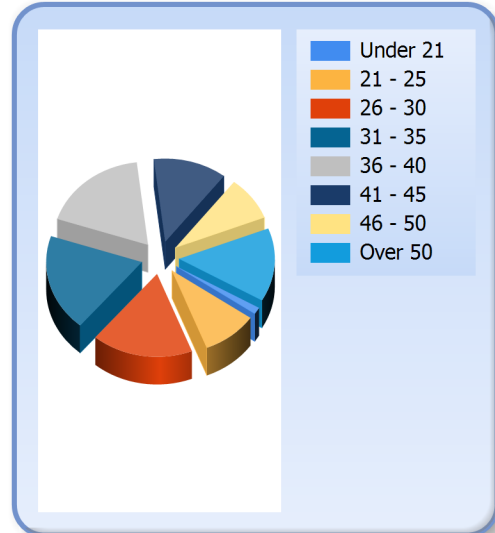


Inmate Profiles June 15, 2019


DEPARTMENT OF
CORRECTIONS

*Information
Technology*

Age		
Under 21	321	1 %
21 - 25	2262	9 %
26 - 30	4124	17 %
31 - 35	4553	19 %
36 - 40	4349	18 %
41 - 45	2983	12 %
46 - 50	2062	9 %
Over 50	3443	14 %
Average	38	



Gender		
Male	20866	87 %
Female	3231	13 %



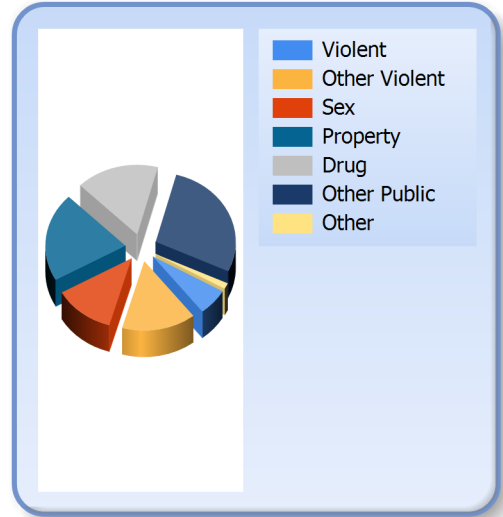


Inmate Profiles June 15, 2019

DEPARTMENT OF
CORRECTIONS

*Information
Technology*

Crime		
Violent	1480	6 %
Other Violent	3611	15 %
Sex	2977	12 %
Property	4976	21 %
Drug	4017	17 %
Other Public	6709	28 %
Other	327	1 %



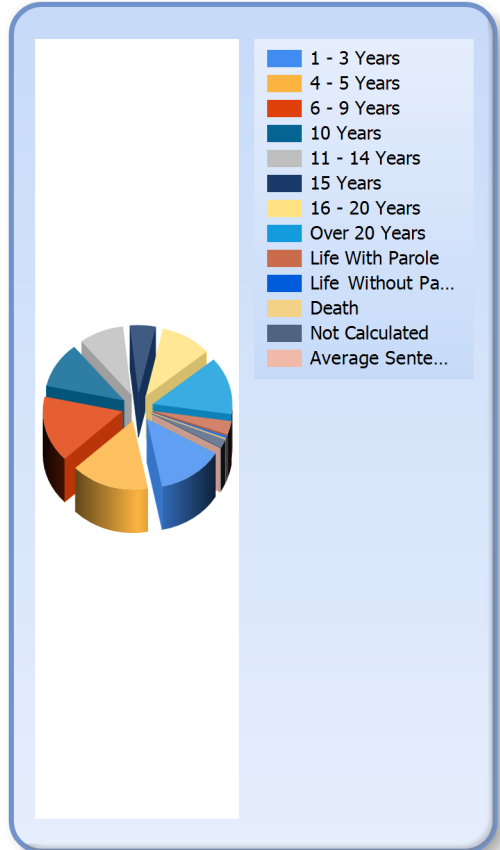


Inmate Profiles June 15, 2019

DEPARTMENT OF
CORRECTIONS

*Information
Technology*

Sentence Length		
1 - 3 Years	3277	14 %
4 - 5 Years	3856	16 %
6 - 9 Years	3741	16 %
10 Years	2596	11 %
11 - 14 Years	2192	9 %
15 Years	1245	5 %
16 - 20 Years	2503	10 %
Over 20 Years	3262	14 %
Life With Parole	766	3 %
Life No Parole	125	1 %
Death	29	0 %
Not Calculated	505	2 %
Average Sentence	13	





Inmate Profiles June 15, 2019

DEPARTMENT OF
CORRECTIONS

*Information
Technology*

Top 10 Counties of Conviction		
Jefferson	3316	14 %
Fayette	1358	6 %
Kenton	996	4 %
Hardin	895	4 %
Warren	820	3 %
McCracken	738	3 %
Campbell	601	2 %
Daviess	599	2 %
Pulaski	547	2 %
Madison	526	2 %
Other	13701	57 %

