



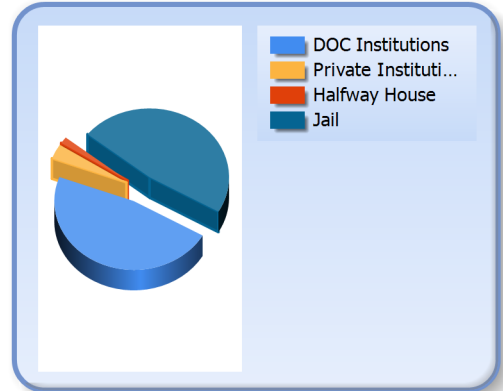
Inmate Profiles

April 15, 2019

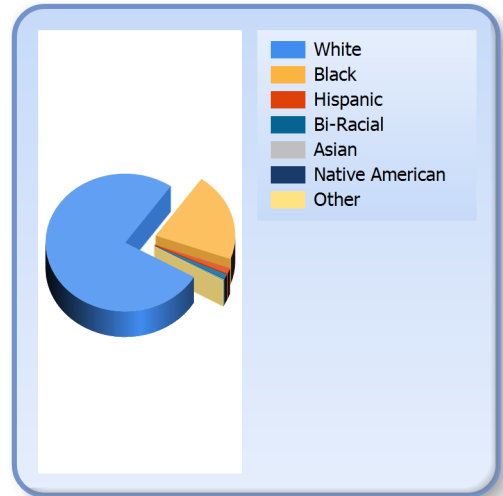
DEPARTMENT OF
CORRECTIONS

*Information
Technology*

Facility		
DOC Institutions	11378	47 %
Private Institutions	844	4 %
Halfway Houses	371	2 %
Jails	11434	48 %
Total	24027	



Race		
White	18352	76 %
Black	5003	21 %
Hispanic	317	1 %
Bi-Racial	277	1 %
Asian	44	0 %
Native American	18	0 %
Other	16	0 %





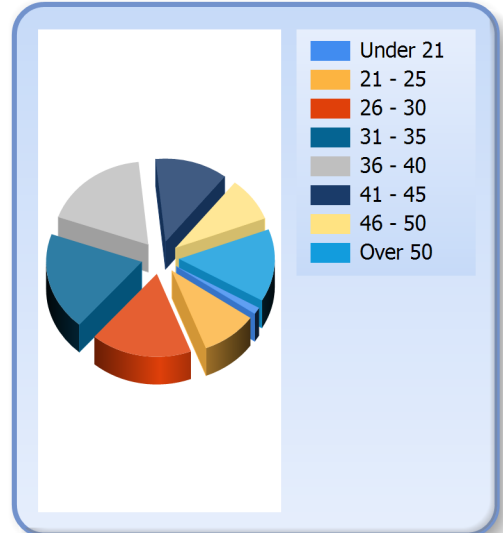
Inmate Profiles

April 15, 2019

DEPARTMENT OF
CORRECTIONS

*Information
Technology*

Age		
Under 21	319	1 %
21 - 25	2291	10 %
26 - 30	4118	17 %
31 - 35	4580	19 %
36 - 40	4318	18 %
41 - 45	2946	12 %
46 - 50	2063	9 %
Over 50	3392	14 %
Average	37	



Gender		
Male	20842	87 %
Female	3185	13 %



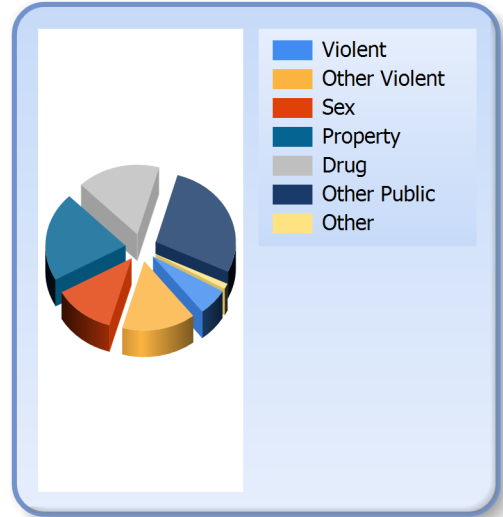


Inmate Profiles April 15, 2019

DEPARTMENT OF
CORRECTIONS

*Information
Technology*

Crime		
Violent	1481	6 %
Other Violent	3590	15 %
Sex	2986	12 %
Property	4988	21 %
Drug	4024	17 %
Other Public	6657	28 %
Other	301	1 %





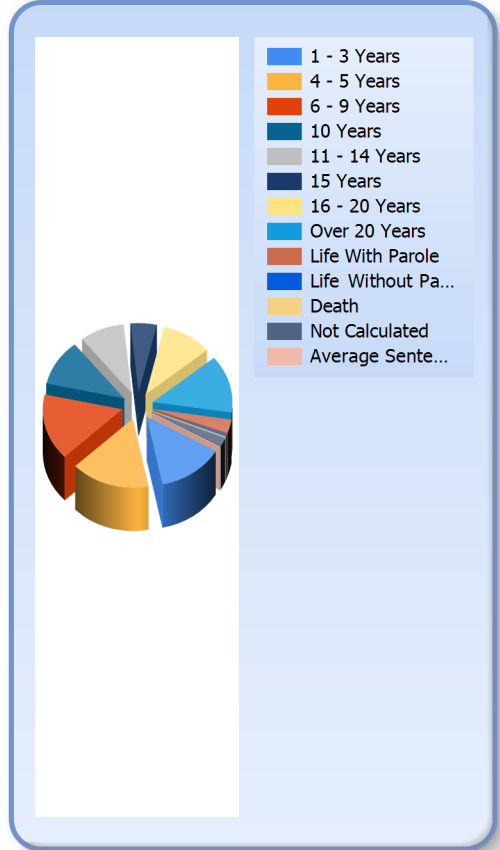
Inmate Profiles

April 15, 2019

DEPARTMENT OF
CORRECTIONS

*Information
Technology*

Sentence Length		
1 - 3 Years	3243	13 %
4 - 5 Years	3867	16 %
6 - 9 Years	3744	16 %
10 Years	2605	11 %
11 - 14 Years	2184	9 %
15 Years	1260	5 %
16 - 20 Years	2472	10 %
Over 20 Years	3249	14 %
Life With Parole	768	3 %
Life No Parole	123	1 %
Death	30	0 %
Not Calculated	482	2 %
Average Sentence	13	





Inmate Profiles

April 15, 2019

DEPARTMENT OF
CORRECTIONS

*Information
Technology*

Top 10 Counties of Conviction		
Jefferson	3330	14 %
Fayette	1362	6 %
Kenton	988	4 %
Hardin	902	4 %
Warren	804	3 %
McCracken	724	3 %
Campbell	601	3 %
Daviess	590	2 %
Pulaski	562	2 %
Madison	538	2 %
Other	13626	57 %

