

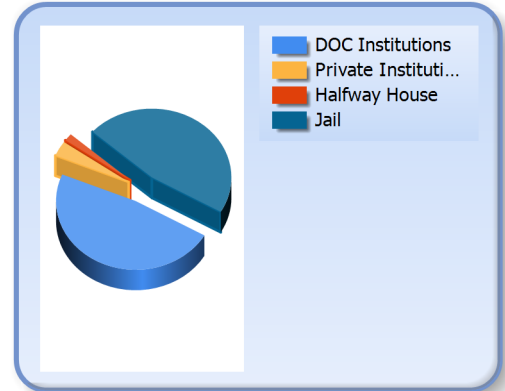


# Inmate Profiles January 15, 2019

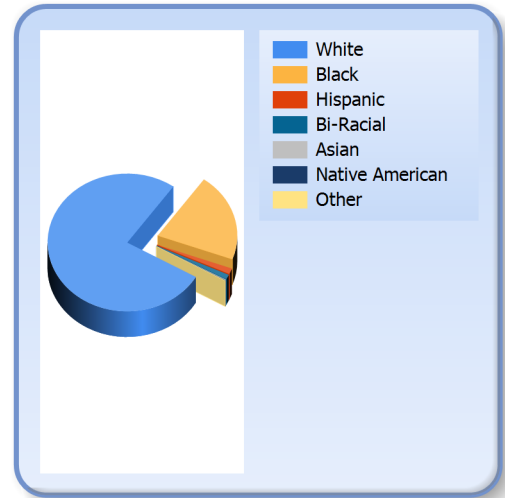
DEPARTMENT OF  
CORRECTIONS

*Information  
Technology*

Facility		
DOC Institutions	11515	48 %
Private Institutions	848	4 %
Halfway Houses	414	2 %
Jails	11226	47 %
<b>Total</b>	<b>24003</b>	



Race		
White	18368	77 %
Black	4976	21 %
Hispanic	322	1 %
Bi-Racial	268	1 %
Asian	37	0 %
Native American	16	0 %
Other	16	0 %



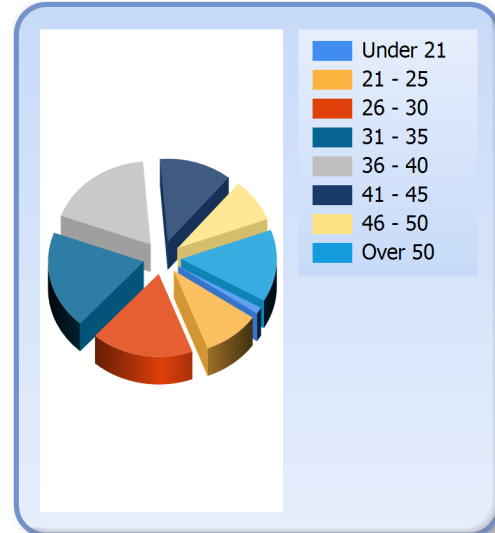


# Inmate Profiles January 15, 2019


DEPARTMENT OF  
CORRECTIONS

*Information  
Technology*

Age		
Under 21	302	1 %
21 - 25	2322	10 %
26 - 30	4158	17 %
31 - 35	4575	19 %
36 - 40	4341	18 %
41 - 45	2926	12 %
46 - 50	2015	8 %
Over 50	3364	14 %
Average	37	



Gender		
Male	20774	87 %
Female	3229	13 %



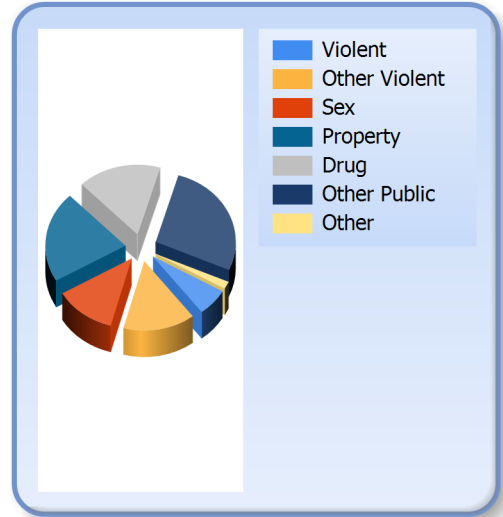


# Inmate Profiles January 15, 2019

DEPARTMENT OF  
CORRECTIONS

*Information  
Technology*

Crime		
<b>Violent</b>	<b>1512</b>	<b>6 %</b>
<b>Other Violent</b>	<b>3499</b>	<b>15 %</b>
<b>Sex</b>	<b>2980</b>	<b>12 %</b>
<b>Property</b>	<b>5077</b>	<b>21 %</b>
<b>Drug</b>	<b>4030</b>	<b>17 %</b>
<b>Other Public</b>	<b>6497</b>	<b>27 %</b>
<b>Other</b>	<b>407</b>	<b>2 %</b>





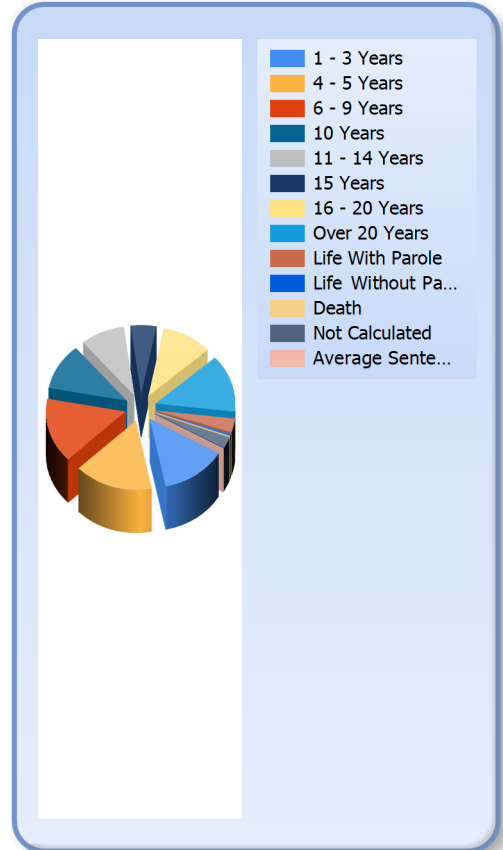
# Inmate Profiles

## January 15, 2019

DEPARTMENT OF  
CORRECTIONS

*Information  
Technology*

Sentence Length		
1 - 3 Years	3235	13 %
4 - 5 Years	3851	16 %
6 - 9 Years	3638	15 %
10 Years	2620	11 %
11 - 14 Years	2167	9 %
15 Years	1235	5 %
16 - 20 Years	2474	10 %
Over 20 Years	3240	13 %
Life With Parole	773	3 %
Life No Parole	122	1 %
Death	30	0 %
Not Calculated	618	3 %
Average Sentence	13	





# Inmate Profiles January 15, 2019

DEPARTMENT OF  
CORRECTIONS

*Information  
Technology*

Top 10 Counties of Conviction		
Jefferson	3333	14 %
Fayette	1364	6 %
Kenton	990	4 %
Hardin	886	4 %
Warren	796	3 %
McCracken	723	3 %
Daviess	600	2 %
Campbell	599	2 %
Pulaski	574	2 %
Madison	491	2 %
Other	13647	57 %

