

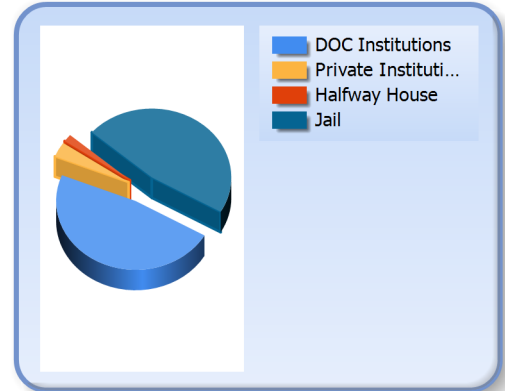


Inmate Profiles November 15, 2018

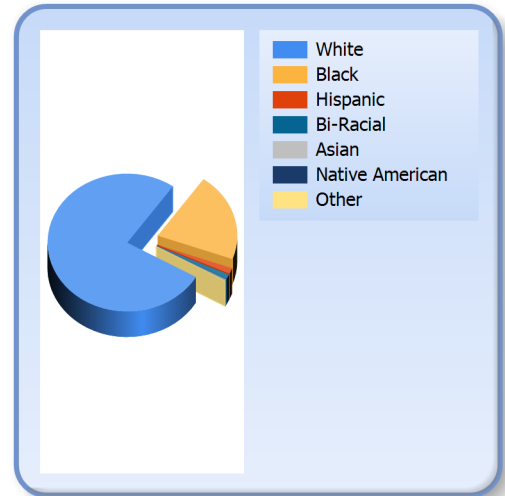
DEPARTMENT OF
CORRECTIONS

*Information
Technology*

Facility		
DOC Institutions	11570	48 %
Private Institutions	848	4 %
Halfway Houses	427	2 %
Jails	11367	47 %
Total	24212	



Race		
White	18506	76 %
Black	5024	21 %
Hispanic	322	1 %
Bi-Racial	284	1 %
Asian	37	0 %
Native American	18	0 %
Other	21	0 %



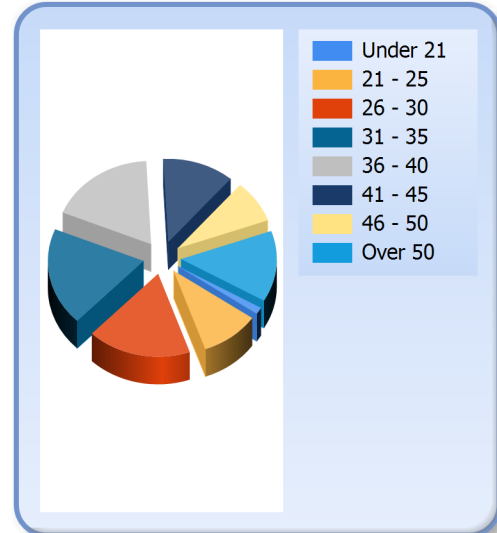


Inmate Profiles November 15, 2018


DEPARTMENT OF
CORRECTIONS

*Information
Technology*

Age		
Under 21	321	1 %
21 - 25	2412	10 %
26 - 30	4254	18 %
31 - 35	4610	19 %
36 - 40	4348	18 %
41 - 45	2921	12 %
46 - 50	2000	8 %
Over 50	3346	14 %
Average	37	



Gender		
Male	20947	87 %
Female	3265	13 %



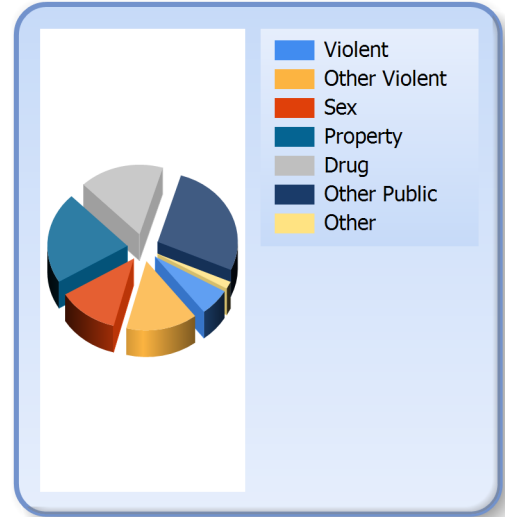


Inmate Profiles November 15, 2018

DEPARTMENT OF
CORRECTIONS

*Information
Technology*

Crime		
Violent	1511	6 %
Other Violent	3506	14 %
Sex	2978	12 %
Property	5164	21 %
Drug	4114	17 %
Other Public	6524	27 %
Other	414	2 %



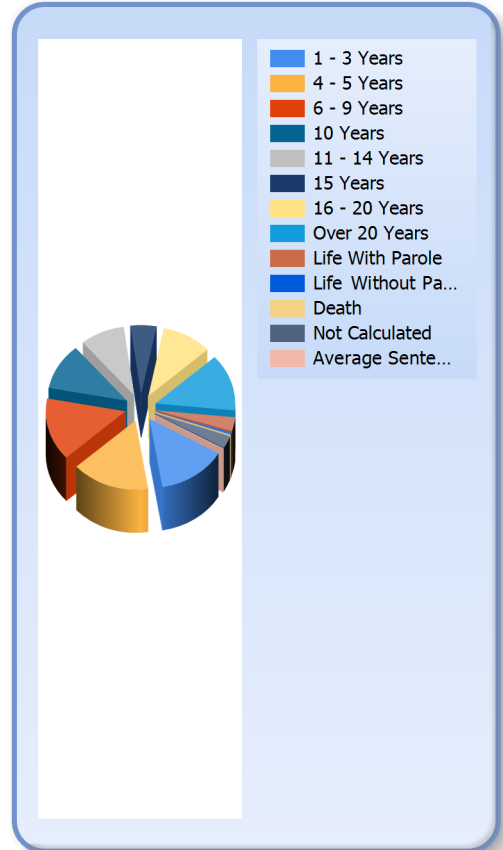


Inmate Profiles November 15, 2018

DEPARTMENT OF
CORRECTIONS

*Information
Technology*

Sentence Length		
1 - 3 Years	3411	14 %
4 - 5 Years	3855	16 %
6 - 9 Years	3555	15 %
10 Years	2634	11 %
11 - 14 Years	2184	9 %
15 Years	1259	5 %
16 - 20 Years	2469	10 %
Over 20 Years	3229	13 %
Life With Parole	776	3 %
Life No Parole	123	1 %
Death	30	0 %
Not Calculated	687	3 %
Average Sentence	13	





Inmate Profiles November 15, 2018

DEPARTMENT OF
CORRECTIONS

*Information
Technology*

Top 10 Counties of Conviction		
Jefferson	3380	14 %
Fayette	1370	6 %
Kenton	980	4 %
Hardin	852	4 %
Warren	814	3 %
McCracken	726	3 %
Campbell	608	3 %
Daviess	595	2 %
Pulaski	586	2 %
Madison	497	2 %
Other	13804	57 %

