



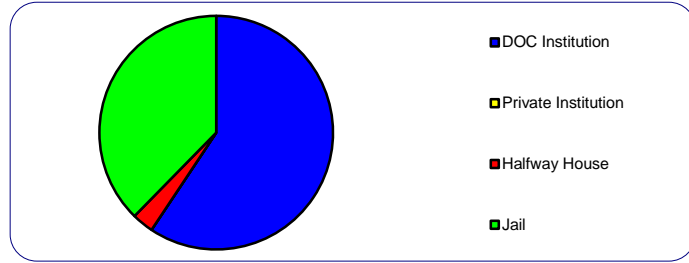
# Inmate Profiles

December 15, 2013

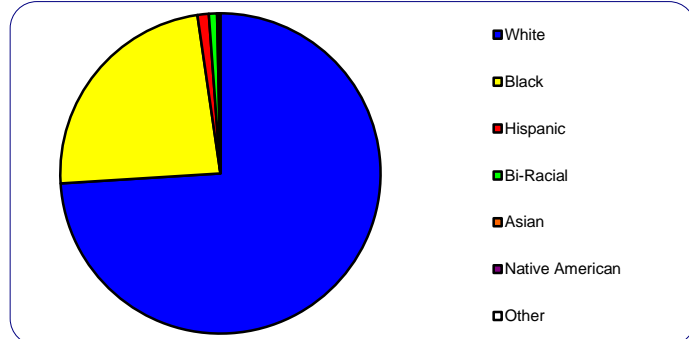
DEPARTMENT OF  
CORRECTIONS

Information  
Technology

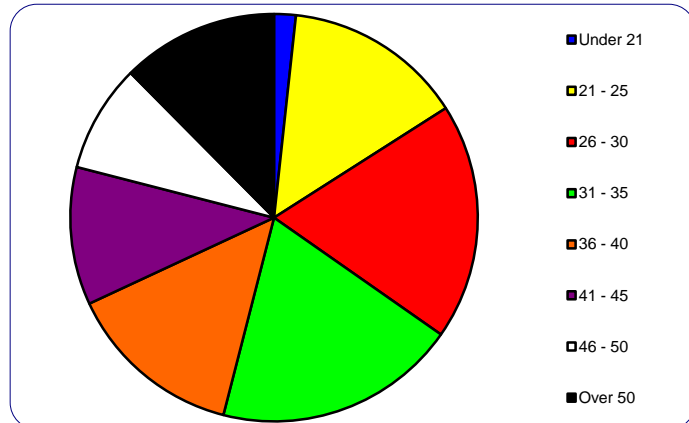
| Facility             |               |     |
|----------------------|---------------|-----|
| DOC Institutions     | 12,098        | 59% |
| Private Institutions | 0             | 0%  |
| Halfway Houses       | 609           | 3%  |
| Jails                | 7,678         | 38% |
| <b>Total</b>         | <b>20,385</b> |     |




| Race            |        |     |
|-----------------|--------|-----|
| White           | 15,086 | 74% |
| Black           | 4,830  | 24% |
| Hispanic        | 233    | 1%  |
| Bi-Racial       | 168    | 1%  |
| Asian           | 32     | 0%  |
| Native American | 17     | 0%  |
| Other           | 19     | 0%  |



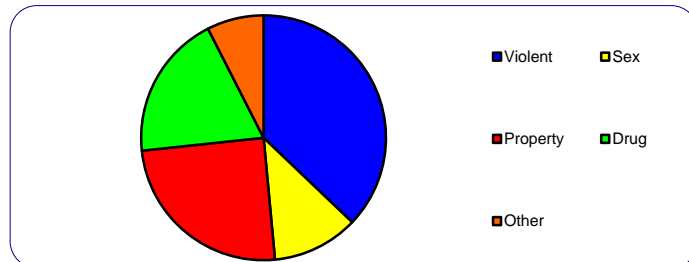
| Age                |           |     |
|--------------------|-----------|-----|
| Under 21           | 351       | 2%  |
| 21 - 25            | 2,904     | 14% |
| 26 - 30            | 3,822     | 19% |
| 31 - 35            | 3,931     | 19% |
| 36 - 40            | 2,868     | 14% |
| 41 - 45            | 2,229     | 11% |
| 46 - 50            | 1,746     | 9%  |
| Over 50            | 2,534     | 12% |
| <b>Average Age</b> | <b>36</b> |     |



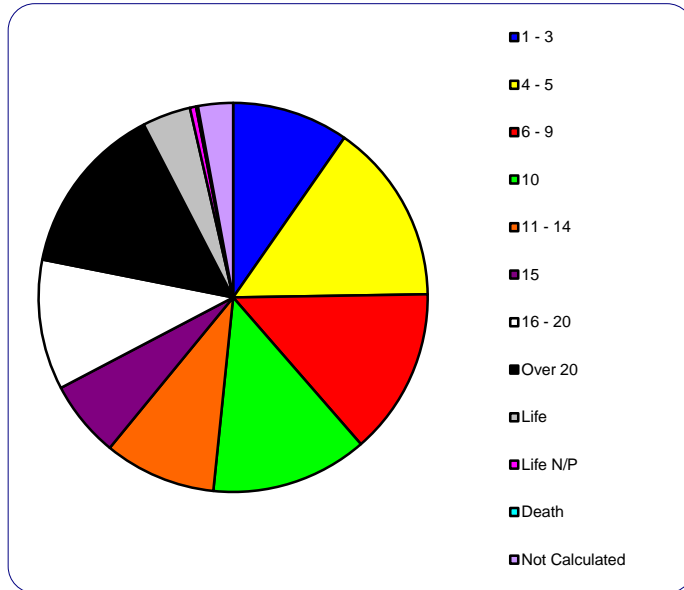
| Gender |        |     |
|--------|--------|-----|
| Male   | 18,199 | 89% |
| Female | 2,186  | 11% |



| Crime    |       |     |
|----------|-------|-----|
| Violent  | 7,566 | 37% |
| Sex      | 2,323 | 11% |
| Property | 5,056 | 25% |
| Drug     | 3,911 | 19% |
| Other    | 1,529 | 8%  |



| Sentence Length         |           |     |
|-------------------------|-----------|-----|
| 1 - 3 Years             | 1,974     | 10% |
| 4 - 5 Years             | 3,070     | 15% |
| 6 - 9 Years             | 2,824     | 14% |
| 10 Years                | 2,656     | 13% |
| 11 - 14 Years           | 1,897     | 9%  |
| 15 Years                | 1,299     | 6%  |
| 16 - 20 Years           | 2,205     | 11% |
| Over 20 Years           | 2,912     | 14% |
| Life With Parole        | 820       | 4%  |
| Life Without Parole     | 104       | 1%  |
| Death                   | 33        | 0%  |
| Not Calculated          | 591       | 3%  |
| <b>Average Sentence</b> | <b>14</b> |     |



| Top 10 Counties Of Conviction |        |     |
|-------------------------------|--------|-----|
| Jefferson                     | 3,522  | 17% |
| Fayette                       | 1,184  | 6%  |
| Kenton                        | 814    | 4%  |
| McCracken                     | 643    | 3%  |
| Warren                        | 570    | 3%  |
| Hardin                        | 562    | 3%  |
| Campbell                      | 525    | 3%  |
| Daviess                       | 419    | 2%  |
| Boone                         | 398    | 2%  |
| Pulaski                       | 386    | 2%  |
| Other                         | 11,362 | 56% |

