



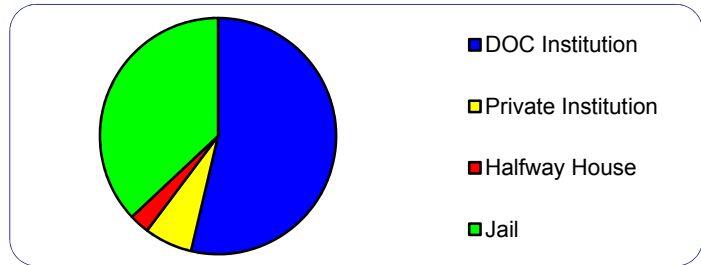
Inmate Profiles

DEPARTMENT OF
CORRECTIONS

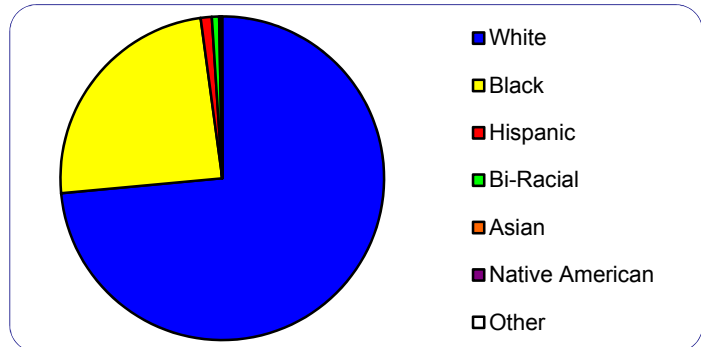
April 15, 2012

Information
Technology

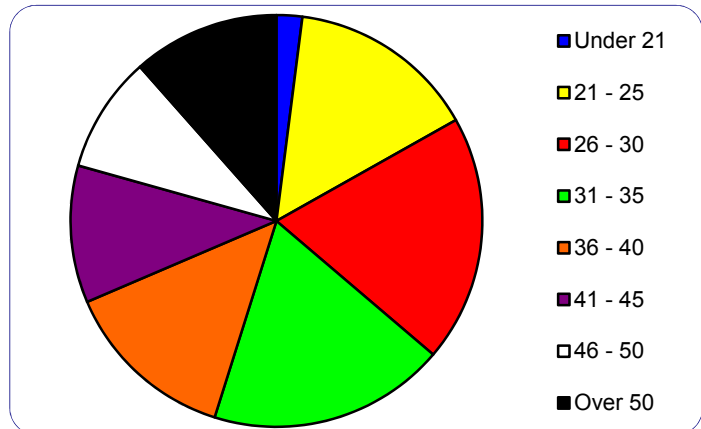
| Facility | | |
|----------------------|---------------|-----|
| DOC Institutions | 11,550 | 54% |
| Private Institutions | 1,416 | 7% |
| Halfway Houses | 591 | 3% |
| Jails | 7,957 | 37% |
| Total | 21,514 | |




| Race | | |
|-----------------|--------|-----|
| White | 15,818 | 74% |
| Black | 5,235 | 24% |
| Hispanic | 238 | 1% |
| Bi-Racial | 157 | 1% |
| Asian | 27 | 0% |
| Native American | 26 | 0% |
| Other | 13 | 0% |



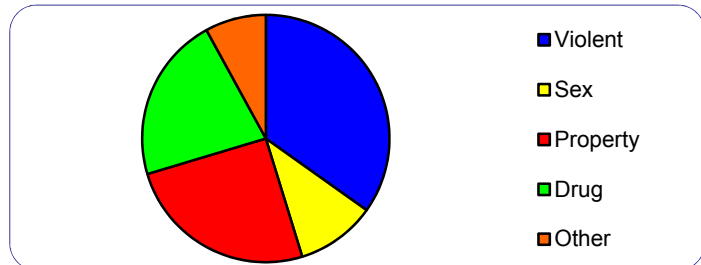
| Age | | |
|--------------------|-----------|-----|
| Under 21 | 433 | 2% |
| 21 - 25 | 3,192 | 15% |
| 26 - 30 | 4,171 | 19% |
| 31 - 35 | 4,006 | 19% |
| 36 - 40 | 2,950 | 14% |
| 41 - 45 | 2,317 | 11% |
| 46 - 50 | 1,965 | 9% |
| Over 50 | 2,480 | 12% |
| Average Age | 36 | |



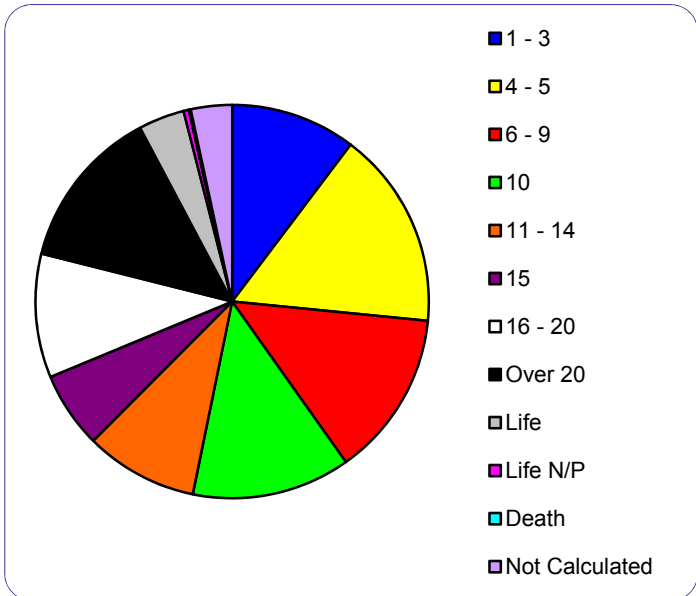
| Gender | | |
|--------|--------|-----|
| Male | 18,967 | 88% |
| Female | 2,547 | 12% |



| Crime | | |
|----------|-------|-----|
| Violent | 7,492 | 35% |
| Sex | 2,242 | 10% |
| Property | 5,406 | 25% |
| Drug | 4,659 | 22% |
| Other | 1,715 | 8% |



| Sentence Length | | |
|-------------------------|-----------|-----|
| 1 - 3 Years | 2,214 | 10% |
| 4 - 5 Years | 3,502 | 16% |
| 6 - 9 Years | 2,930 | 14% |
| 10 Years | 2,802 | 13% |
| 11 - 14 Years | 1,994 | 9% |
| 15 Years | 1,346 | 6% |
| 16 - 20 Years | 2,193 | 10% |
| Over 20 Years | 2,866 | 13% |
| Life With Parole | 811 | 4% |
| Life Without Parole | 94 | 0% |
| Death | 34 | 0% |
| Not Calculated | 728 | 3% |
| Average Sentence | 14 | |



| Top 10 Counties Of Conviction | | |
|-------------------------------|--------|-----|
| Jefferson | 3,777 | 18% |
| Fayette | 1,252 | 6% |
| Kenton | 810 | 4% |
| McCracken | 731 | 3% |
| Warren | 668 | 3% |
| Hardin | 551 | 3% |
| Campbell | 460 | 2% |
| Daviess | 447 | 2% |
| Laurel | 424 | 2% |
| Christian | 399 | 2% |
| Other | 11,995 | 56% |

