

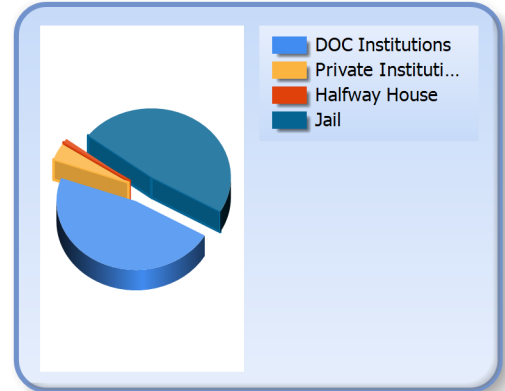


Inmate Profiles August 15, 2022

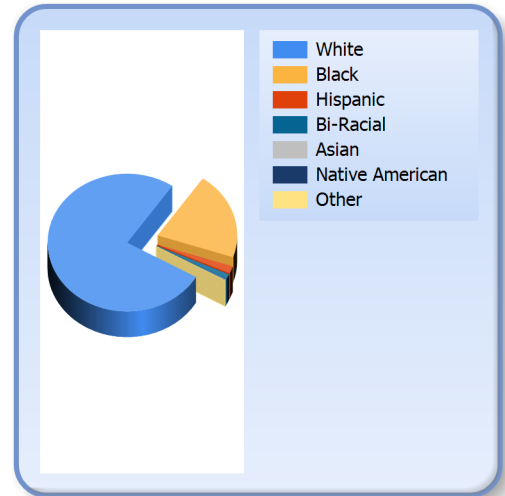
DEPARTMENT OF
CORRECTIONS

*Information
Technology*

Facility		
DOC Institutions	9300	47 %
Private Institutions	776	4 %
Halfway Houses	190	1 %
Jails	9468	48 %
Total	19734	



Race		
White	15048	76 %
Black	4051	21 %
Hispanic	335	2 %
Bi-Racial	242	1 %
Asian	29	0 %
Native American	12	0 %
Other	17	0 %



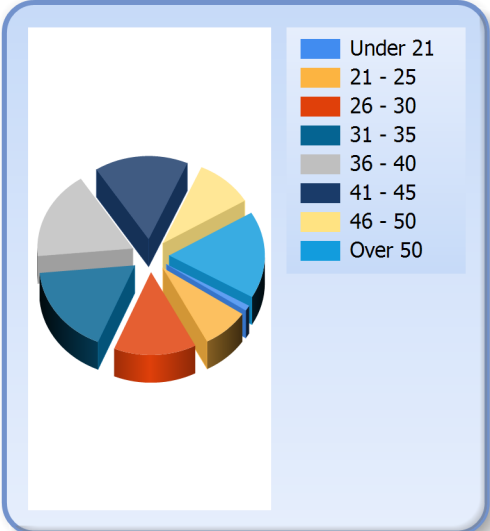


Inmate Profiles August 15, 2022

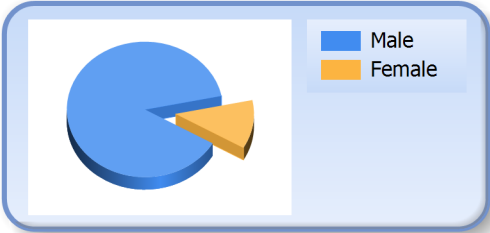
**DEPARTMENT OF
CORRECTIONS**

*Information
Technology*

Age		
Under 21	207	1 %
21 - 25	1568	8 %
26 - 30	2757	14 %
31 - 35	3402	17 %
36 - 40	3411	17 %
41 - 45	3118	16 %
46 - 50	1932	10 %
Over 50	3339	17 %
Average	39	



Gender		
Male	17448	88 %
Female	2286	12 %



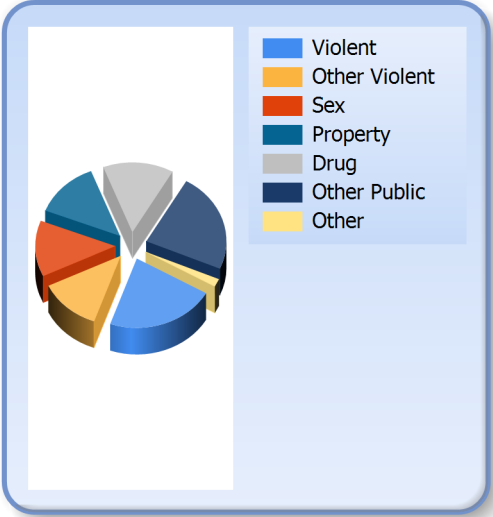


Inmate Profiles August 15, 2022

**DEPARTMENT OF
CORRECTIONS**

*Information
Technology*

Crime		
Violent	4353	22 %
Other Violent	2467	13 %
Sex	2574	13 %
Property	2599	13 %
Drug	2801	14 %
Other Public	4570	23 %
Other	368	2 %





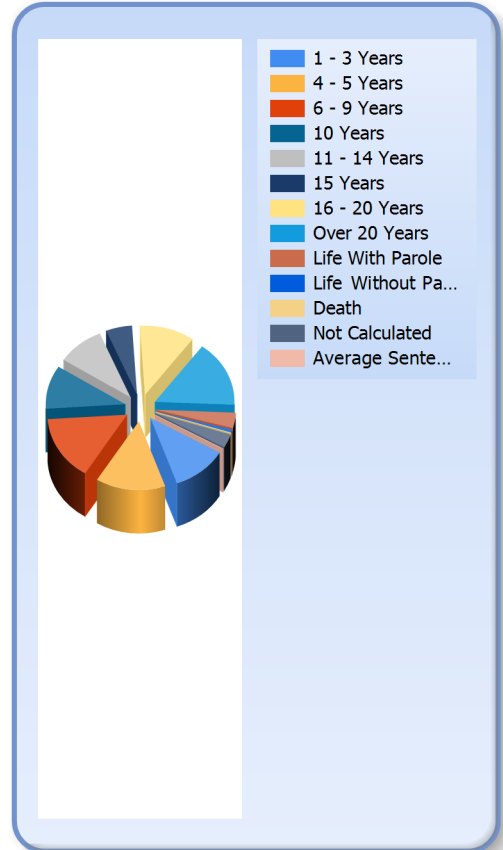
Inmate Profiles

August 15, 2022

DEPARTMENT OF
CORRECTIONS

*Information
Technology*

Sentence Length		
1 - 3 Years	2231	11 %
4 - 5 Years	2807	14 %
6 - 9 Years	2986	15 %
10 Years	2011	10 %
11 - 14 Years	1887	10 %
15 Years	1047	5 %
16 - 20 Years	2196	11 %
Over 20 Years	3070	16 %
Life With Parole	710	4 %
Life No Parole	123	1 %
Death	26	0 %
Not Calculated	640	3 %
Average Sentence	14	





Inmate Profiles August 15, 2022

**DEPARTMENT OF
CORRECTIONS**

*Information
Technology*

Top 10 Counties of Conviction		
Jefferson	2404	12 %
Kenton	940	5 %
Fayette	902	5 %
Hardin	829	4 %
Warren	655	3 %
McCracken	642	3 %
Campbell	470	2 %
Daviess	438	2 %
Madison	390	2 %
Christian	385	2 %
Other	11679	59 %

