



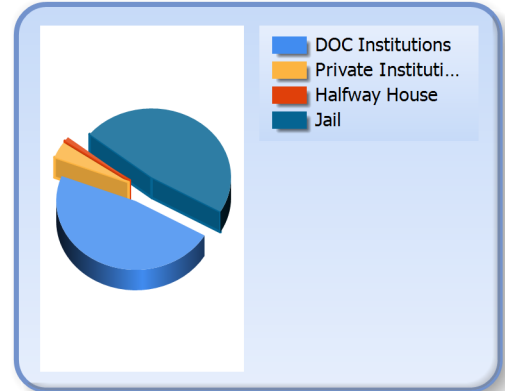
# Inmate Profiles

## February 15, 2022

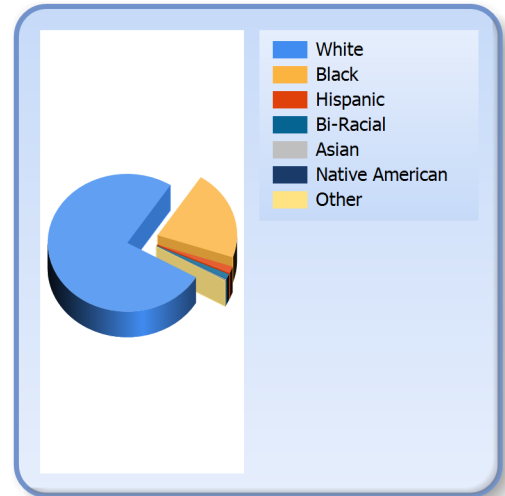
DEPARTMENT OF  
CORRECTIONS

*Information  
Technology*

Facility		
DOC Institutions	8916	48 %
Private Institutions	717	4 %
Halfway Houses	193	1 %
Jails	8911	48 %
<b>Total</b>	<b>18737</b>	



Race		
White	14204	76 %
Black	3943	21 %
Hispanic	302	2 %
Bi-Racial	226	1 %
Asian	30	0 %
Native American	18	0 %
Other	14	0 %





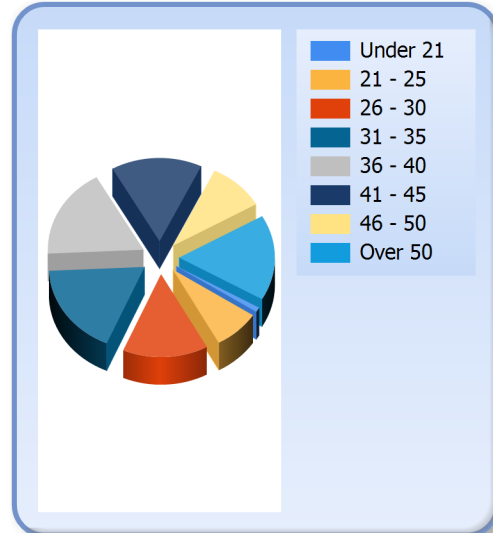
# Inmate Profiles

## February 15, 2022

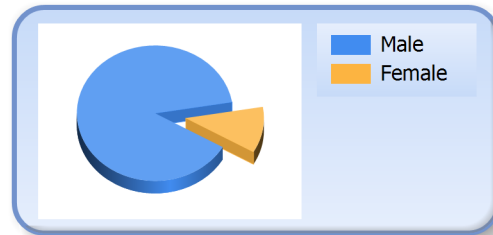
DEPARTMENT OF  
CORRECTIONS

*Information  
Technology*

Age		
Under 21	171	1 %
21 - 25	1463	8 %
26 - 30	2702	14 %
31 - 35	3331	18 %
36 - 40	3295	18 %
41 - 45	2867	15 %
46 - 50	1789	10 %
Over 50	3119	17 %
Average	39	



Gender		
Male	16679	89 %
Female	2058	11 %



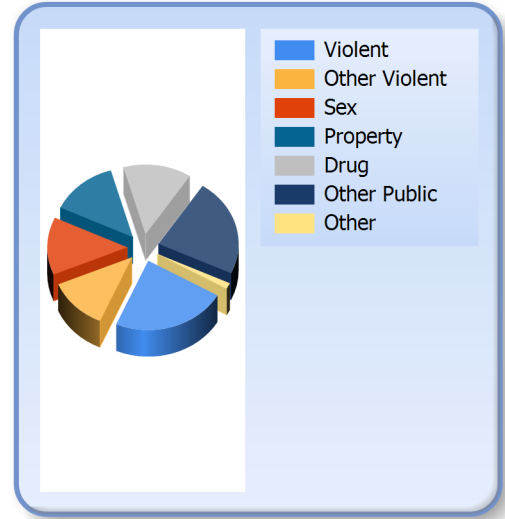


# Inmate Profiles February 15, 2022

DEPARTMENT OF  
CORRECTIONS

*Information  
Technology*

Crime		
<b>Violent</b>	<b>4350</b>	<b>23 %</b>
<b>Other Violent</b>	<b>2262</b>	<b>12 %</b>
<b>Sex</b>	<b>2508</b>	<b>13 %</b>
<b>Property</b>	<b>2537</b>	<b>14 %</b>
<b>Drug</b>	<b>2569</b>	<b>14 %</b>
<b>Other Public</b>	<b>4250</b>	<b>23 %</b>
<b>Other</b>	<b>260</b>	<b>1 %</b>





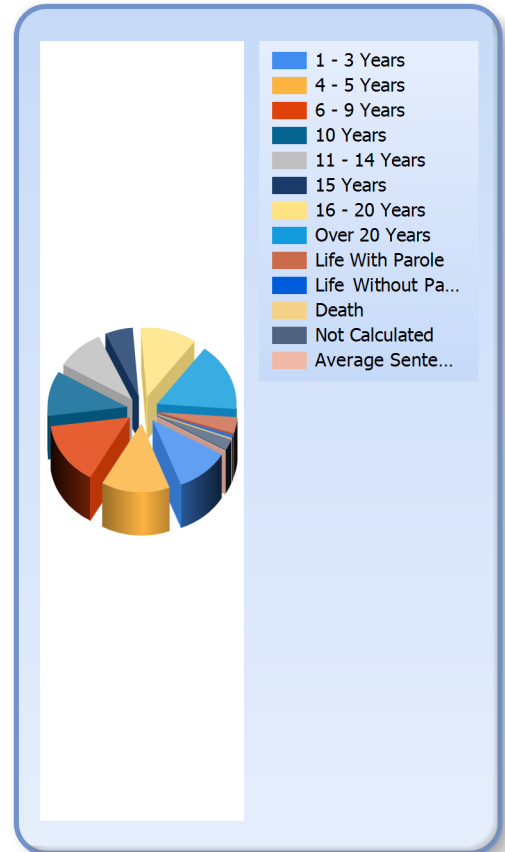
# Inmate Profiles

## February 15, 2022

DEPARTMENT OF  
CORRECTIONS

*Information  
Technology*

Sentence Length		
1 - 3 Years	2042	11 %
4 - 5 Years	2621	14 %
6 - 9 Years	2759	15 %
10 Years	1981	11 %
11 - 14 Years	1822	10 %
15 Years	1054	6 %
16 - 20 Years	2130	11 %
Over 20 Years	2994	16 %
Life With Parole	712	4 %
Life No Parole	126	1 %
Death	26	0 %
Not Calculated	470	3 %
Average Sentence	14	





# Inmate Profiles

## February 15, 2022

DEPARTMENT OF  
CORRECTIONS

*Information  
Technology*

Top 10 Counties of Conviction		
Jefferson	2404	13 %
Fayette	926	5 %
Kenton	882	5 %
Hardin	787	4 %
Warren	651	3 %
McCracken	587	3 %
Campbell	447	2 %
Daviess	428	2 %
Madison	398	2 %
Christian	367	2 %
Other	10860	58 %

