

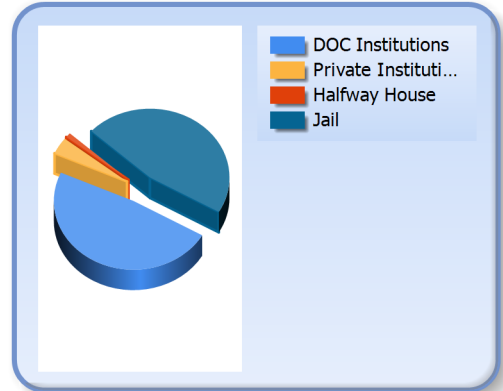


Inmate Profiles January 15, 2022

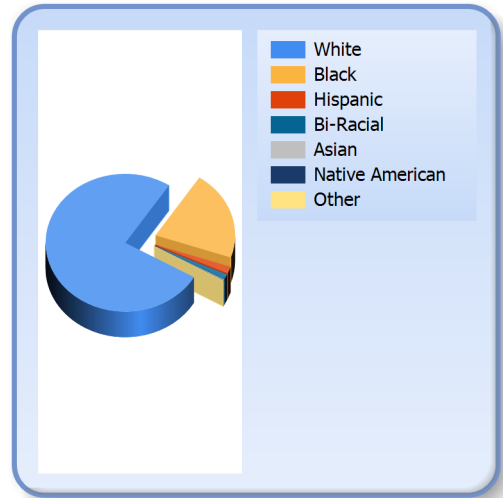
DEPARTMENT OF
CORRECTIONS

*Information
Technology*

Facility		
DOC Institutions	9032	48 %
Private Institutions	735	4 %
Halfway Houses	205	1 %
Jails	8688	47 %
Total	18660	



Race		
White	14170	76 %
Black	3909	21 %
Hispanic	299	2 %
Bi-Racial	220	1 %
Asian	31	0 %
Native American	18	0 %
Other	13	0 %



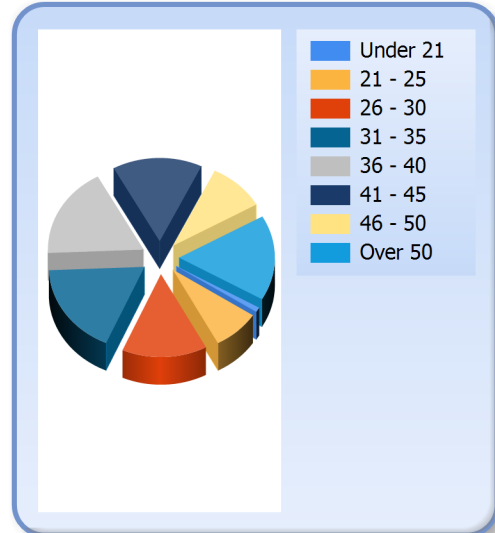


Inmate Profiles January 15, 2022


DEPARTMENT OF
CORRECTIONS

*Information
Technology*

Age		
Under 21	171	1 %
21 - 25	1482	8 %
26 - 30	2684	14 %
31 - 35	3316	18 %
36 - 40	3303	18 %
41 - 45	2819	15 %
46 - 50	1791	10 %
Over 50	3094	17 %
Average	39	



Gender		
Male	16581	89 %
Female	2079	11 %



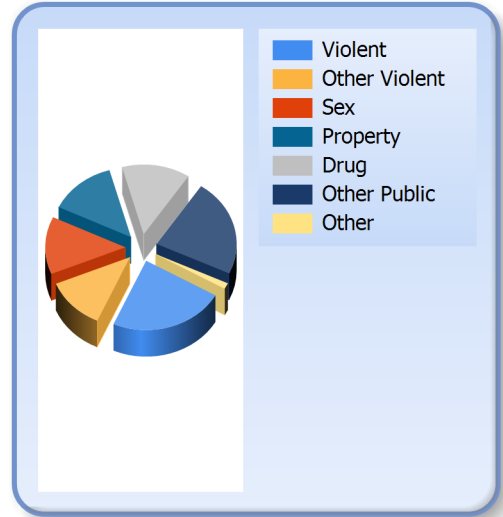


Inmate Profiles January 15, 2022

DEPARTMENT OF
CORRECTIONS

*Information
Technology*

Crime		
Violent	4357	23 %
Other Violent	2249	12 %
Sex	2495	13 %
Property	2530	14 %
Drug	2557	14 %
Other Public	4216	23 %
Other	255	1 %



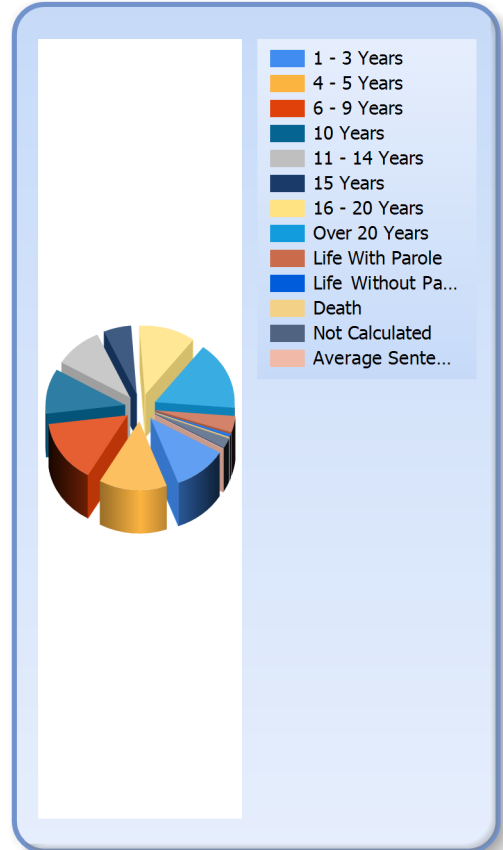


Inmate Profiles January 15, 2022

DEPARTMENT OF
CORRECTIONS

*Information
Technology*

Sentence Length		
1 - 3 Years	2061	11 %
4 - 5 Years	2596	14 %
6 - 9 Years	2742	15 %
10 Years	1973	11 %
11 - 14 Years	1822	10 %
15 Years	1046	6 %
16 - 20 Years	2135	11 %
Over 20 Years	2987	16 %
Life With Parole	713	4 %
Life No Parole	126	1 %
Death	26	0 %
Not Calculated	433	2 %
Average Sentence	14	





Inmate Profiles January 15, 2022

DEPARTMENT OF
CORRECTIONS

*Information
Technology*

Top 10 Counties of Conviction		
Jefferson	2393	13 %
Fayette	934	5 %
Kenton	885	5 %
Hardin	792	4 %
Warren	656	4 %
McCracken	574	3 %
Campbell	449	2 %
Daviess	431	2 %
Madison	408	2 %
Christian	362	2 %
Other	10776	58 %

