

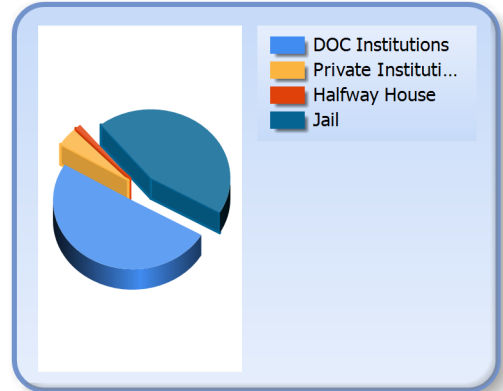


Inmate Profiles July 15, 2021

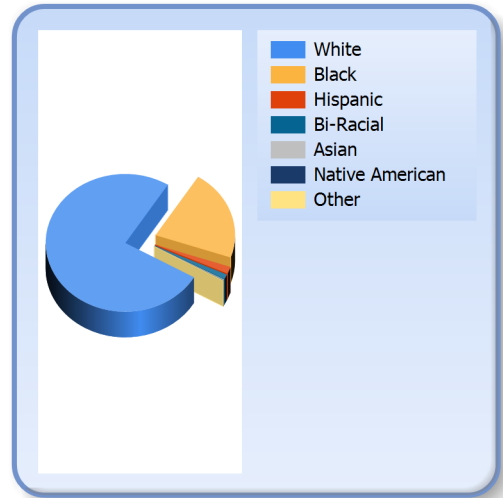
DEPARTMENT OF
CORRECTIONS

*Information
Technology*

Facility		
DOC Institutions	9188	50 %
Private Institutions	779	4 %
Halfway Houses	213	1 %
Jails	8054	44 %
Total	18234	



Race		
White	13794	76 %
Black	3877	21 %
Hispanic	297	2 %
Bi-Racial	209	1 %
Asian	31	0 %
Native American	14	0 %
Other	12	0 %



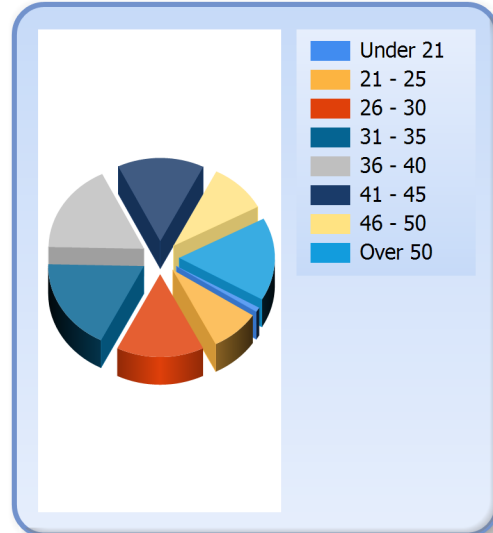


Inmate Profiles July 15, 2021

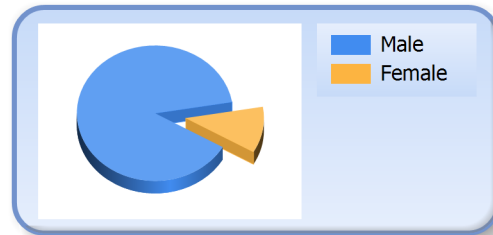
DEPARTMENT OF
CORRECTIONS

*Information
Technology*

Age		
Under 21	164	1 %
21 - 25	1523	8 %
26 - 30	2703	15 %
31 - 35	3271	18 %
36 - 40	3179	17 %
41 - 45	2664	15 %
46 - 50	1786	10 %
Over 50	2944	16 %
Average	39	



Gender		
Male	16228	89 %
Female	2006	11 %



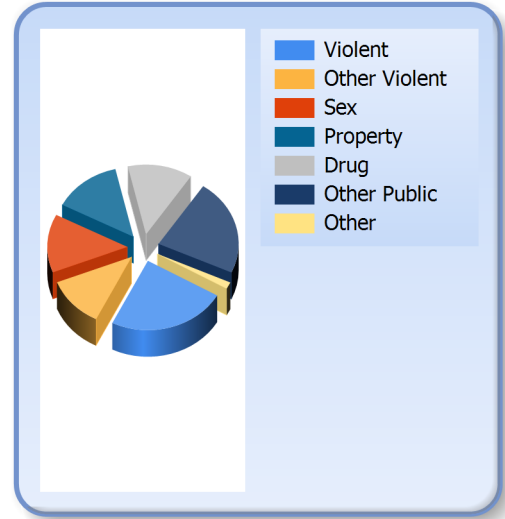


Inmate Profiles July 15, 2021

DEPARTMENT OF
CORRECTIONS

*Information
Technology*

Crime		
Violent	4374	24 %
Other Violent	2136	12 %
Sex	2476	14 %
Property	2509	14 %
Drug	2374	13 %
Other Public	4080	22 %
Other	285	2 %



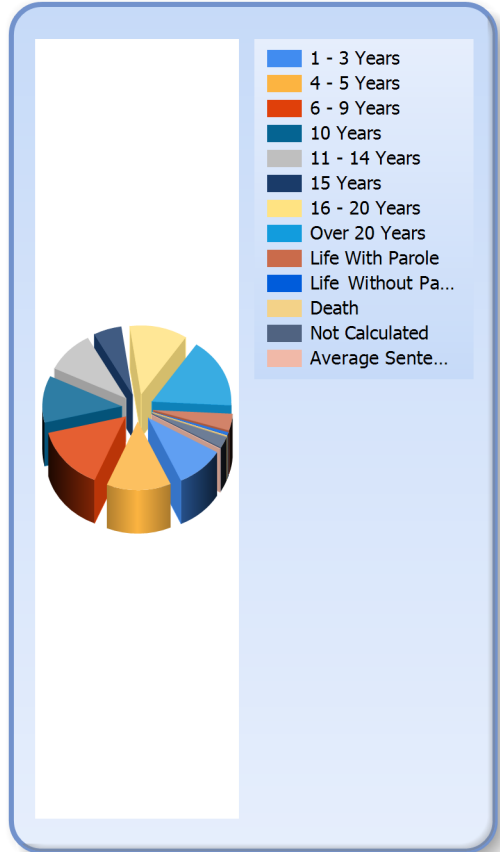


Inmate Profiles July 15, 2021

DEPARTMENT OF
CORRECTIONS

*Information
Technology*

Sentence Length		
1 - 3 Years	1805	10 %
4 - 5 Years	2398	13 %
6 - 9 Years	2704	15 %
10 Years	2003	11 %
11 - 14 Years	1798	10 %
15 Years	1045	6 %
16 - 20 Years	2139	12 %
Over 20 Years	2992	16 %
Life With Parole	716	4 %
Life No Parole	122	1 %
Death	26	0 %
Not Calculated	486	3 %
Average Sentence	14	





Inmate Profiles July 15, 2021

DEPARTMENT OF
CORRECTIONS

*Information
Technology*

Top 10 Counties of Conviction		
Jefferson	2411	13 %
Fayette	940	5 %
Kenton	837	5 %
Hardin	744	4 %
Warren	678	4 %
McCracken	542	3 %
Daviess	422	2 %
Campbell	404	2 %
Madison	401	2 %
Christian	359	2 %
Other	10496	58 %

