



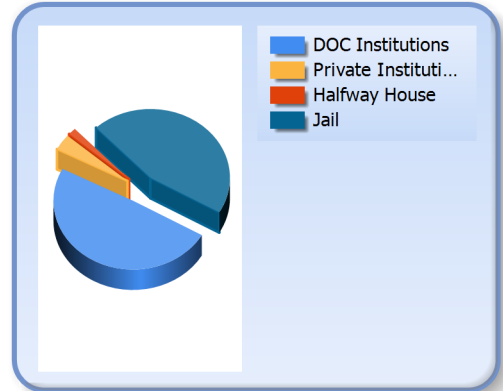
# Inmate Profiles

## April 15, 2020

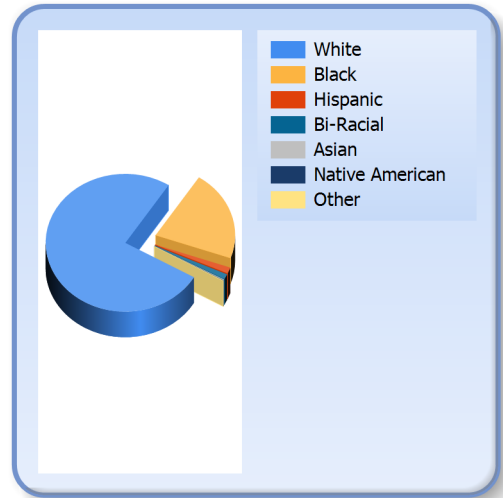
DEPARTMENT OF  
CORRECTIONS

*Information  
Technology*

Facility		
DOC Institutions	10961	49 %
Private Institutions	830	4 %
Halfway Houses	357	2 %
Jails	10072	45 %
<b>Total</b>	<b>22220</b>	



Race		
White	16850	76 %
Black	4716	21 %
Hispanic	317	1 %
Bi-Racial	266	1 %
Asian	38	0 %
Native American	17	0 %
Other	16	0 %





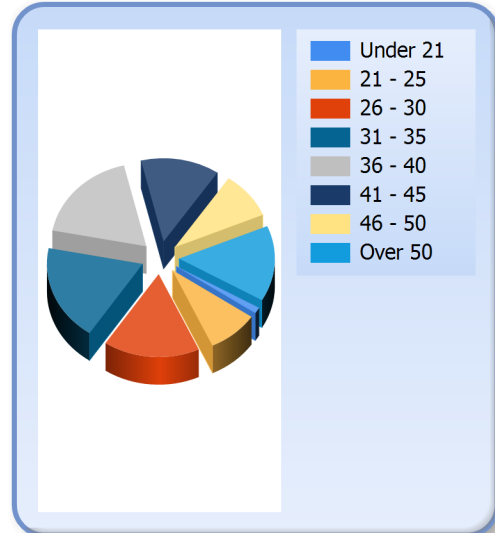
# Inmate Profiles

## April 15, 2020


DEPARTMENT OF  
CORRECTIONS

*Information  
Technology*

Age		
Under 21	261	1 %
21 - 25	1912	9 %
26 - 30	3612	16 %
31 - 35	4152	19 %
36 - 40	4038	18 %
41 - 45	2947	13 %
46 - 50	2025	9 %
Over 50	3273	15 %
Average	38	



Gender		
Male	19494	88 %
Female	2726	12 %



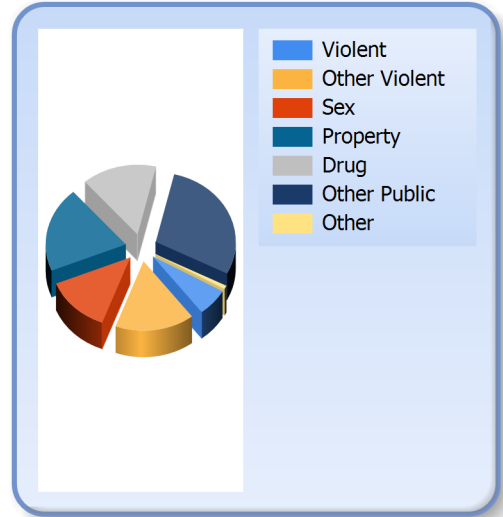


# Inmate Profiles April 15, 2020

DEPARTMENT OF  
CORRECTIONS

*Information  
Technology*

Crime		
<b>Violent</b>	<b>1403</b>	<b>6 %</b>
<b>Other Violent</b>	<b>3564</b>	<b>16 %</b>
<b>Sex</b>	<b>2922</b>	<b>13 %</b>
<b>Property</b>	<b>4401</b>	<b>20 %</b>
<b>Drug</b>	<b>3345</b>	<b>15 %</b>
<b>Other Public</b>	<b>6408</b>	<b>29 %</b>
<b>Other</b>	<b>177</b>	<b>1 %</b>





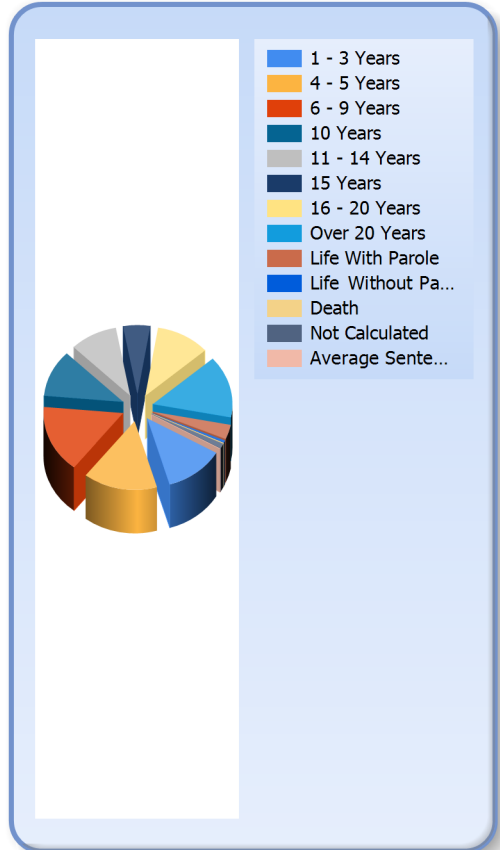
# Inmate Profiles

## April 15, 2020

DEPARTMENT OF  
CORRECTIONS

*Information  
Technology*

Sentence Length		
1 - 3 Years	2695	12 %
4 - 5 Years	3360	15 %
6 - 9 Years	3528	16 %
10 Years	2445	11 %
11 - 14 Years	2151	10 %
15 Years	1216	5 %
16 - 20 Years	2434	11 %
Over 20 Years	3236	15 %
Life With Parole	756	3 %
Life No Parole	118	1 %
Death	27	0 %
Not Calculated	254	1 %
Average Sentence	13	





# Inmate Profiles

## April 15, 2020

DEPARTMENT OF  
CORRECTIONS

*Information  
Technology*

Top 10 Counties of Conviction		
Jefferson	3007	14 %
Fayette	1268	6 %
Kenton	926	4 %
Hardin	843	4 %
Warren	753	3 %
McCracken	695	3 %
Daviess	530	2 %
Campbell	511	2 %
Madison	502	2 %
Pulaski	457	2 %
Other	12728	57 %

