

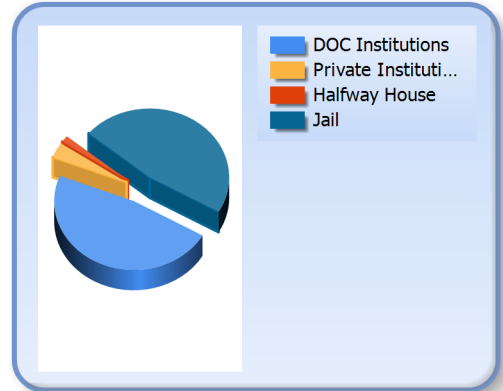


# Inmate Profiles August 15, 2019

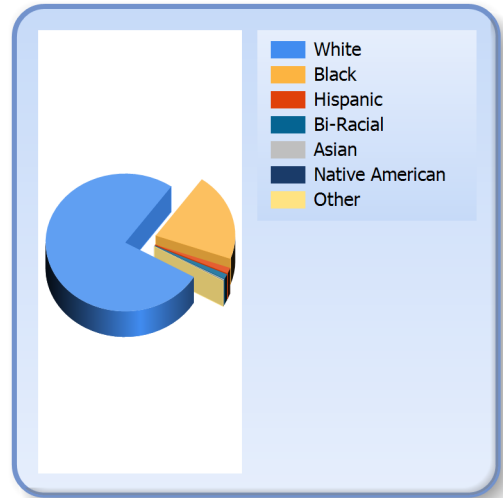
DEPARTMENT OF  
CORRECTIONS

*Information  
Technology*

Facility		
DOC Institutions	11444	48 %
Private Institutions	855	4 %
Halfway Houses	362	2 %
Jails	11355	47 %
<b>Total</b>	<b>24016</b>	



Race		
White	18374	77 %
Black	4954	21 %
Hispanic	322	1 %
Bi-Racial	282	1 %
Asian	48	0 %
Native American	20	0 %
Other	16	0 %



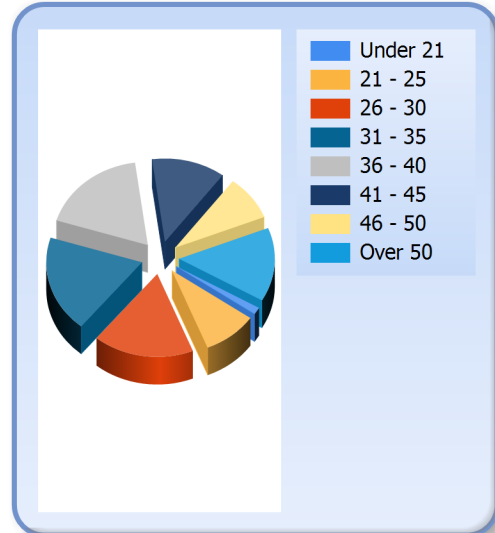


# Inmate Profiles August 15, 2019


DEPARTMENT OF  
CORRECTIONS

*Information  
Technology*

Age		
Under 21	330	1 %
21 - 25	2211	9 %
26 - 30	4094	17 %
31 - 35	4524	19 %
36 - 40	4337	18 %
41 - 45	2981	12 %
46 - 50	2089	9 %
Over 50	3450	14 %
Average	38	



Gender		
Male	20851	87 %
Female	3165	13 %



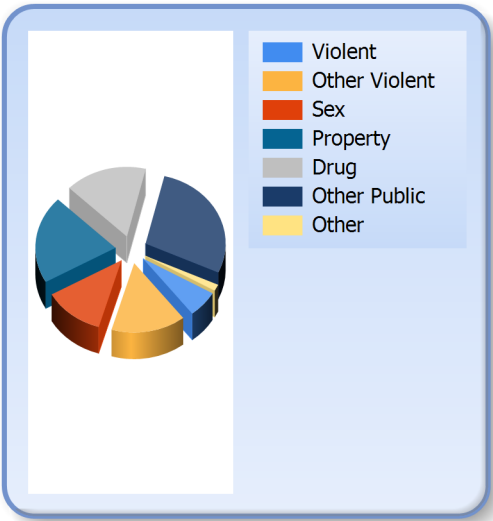


# Inmate Profiles August 15, 2019

**DEPARTMENT OF  
CORRECTIONS**

*Information  
Technology*

Crime		
<b>Violent</b>	1481	6 %
<b>Other Violent</b>	3620	15 %
<b>Sex</b>	2941	12 %
<b>Property</b>	4912	20 %
<b>Drug</b>	3961	16 %
<b>Other Public</b>	6743	28 %
<b>Other</b>	358	1 %



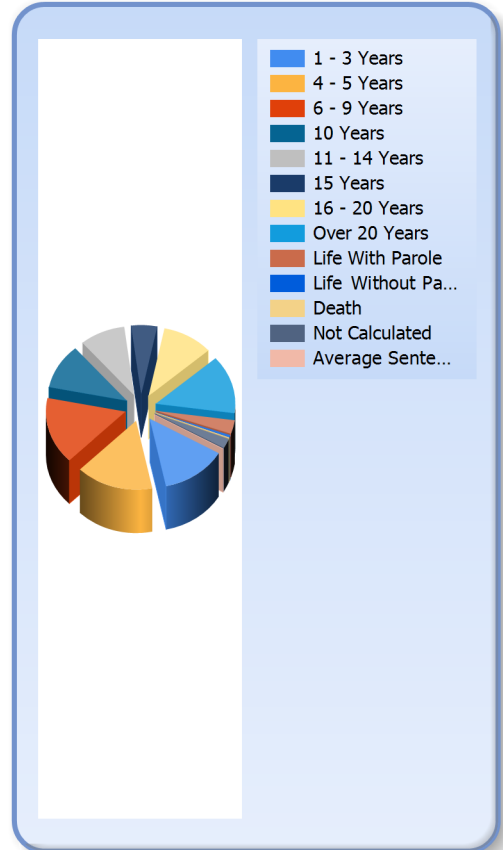


# Inmate Profiles August 15, 2019

DEPARTMENT OF  
CORRECTIONS

*Information  
Technology*

Sentence Length		
1 - 3 Years	3218	13 %
4 - 5 Years	3788	16 %
6 - 9 Years	3770	16 %
10 Years	2543	11 %
11 - 14 Years	2219	9 %
15 Years	1253	5 %
16 - 20 Years	2476	10 %
Over 20 Years	3285	14 %
Life With Parole	765	3 %
Life No Parole	125	1 %
Death	29	0 %
Not Calculated	545	2 %
Average Sentence	13	





# Inmate Profiles August 15, 2019

DEPARTMENT OF  
CORRECTIONS

*Information  
Technology*

Top 10 Counties of Conviction		
Jefferson	3260	14 %
Fayette	1332	6 %
Kenton	990	4 %
Hardin	872	4 %
Warren	818	3 %
McCracken	739	3 %
Daviess	603	3 %
Campbell	584	2 %
Pulaski	559	2 %
Madison	523	2 %
Other	13736	57 %

